FROMM

ELS FS33x FROMM
TURNTABLE STRETCH MACHINE
ONLY FOR CARRIAGE 4
ELS.1053
Version 01 / 02 machines

Print date Tuesday, 24 August 2010/ servisia/ © 08/10

It is forbidden to duplicate this manual or parts of it in any way or any form without written permission of the author © 2010

Copyng of this document, and giving it to other and the use or comunication of the contents thereof, are forbidden without express authority. Offenders are liable to the payment of damages. All rights are reserved in the event of the grant of a patent or the registration of a utility model or design.

MODEL : FROMM FS 33x OP2

KIND OF CIRCUIT		COLORS CONDUCTORS	MINIMUM SECTION
POWER CONDUCTORS		BLACK	N07V-K/1,5mm²
NEUTRAL CONDUCTORS		LIGHT BLUE	N07V-K/1,5mm²
CONTROLS / SIGNALS ALTERNATING CURRENT	22V AC	RED	N07V-K/0,75mm²
CONTROLS / SIGNALS DIRECTING CURRENT	24V DC	BLUE	N07V-K/0,75mm²
GROUND CONDUCTORS		YELLOW-GREEN	N07V-K/1,5mm²

TENSIONE POWER SUPPLY	230V ac
POTENZA INSTALLATA INSTALLED POWER	1,0kW
CORRENTE CURRENT	5A

FROMM

FROMM ITALIANA s.r.l.
Caprino Veronese (VR)
ITALY

ELS.1053

FOGLIO 1
T.F. 6

FILE ELS.1053.dwg

PROGETTO
BANCA DIS.
TIPICO

REV.	MODIFICA	DATA	FIRMA

DATA 14/07/10
DISEGN. VICENTINI F.
VISTO
APPR.

FROMM

SOST. IL :
SOST. DA :
FILE ELS.1053.dwg

FS33x OP2

ELS.1053

=
+
FG. 01
F.S.02
F.T. 6

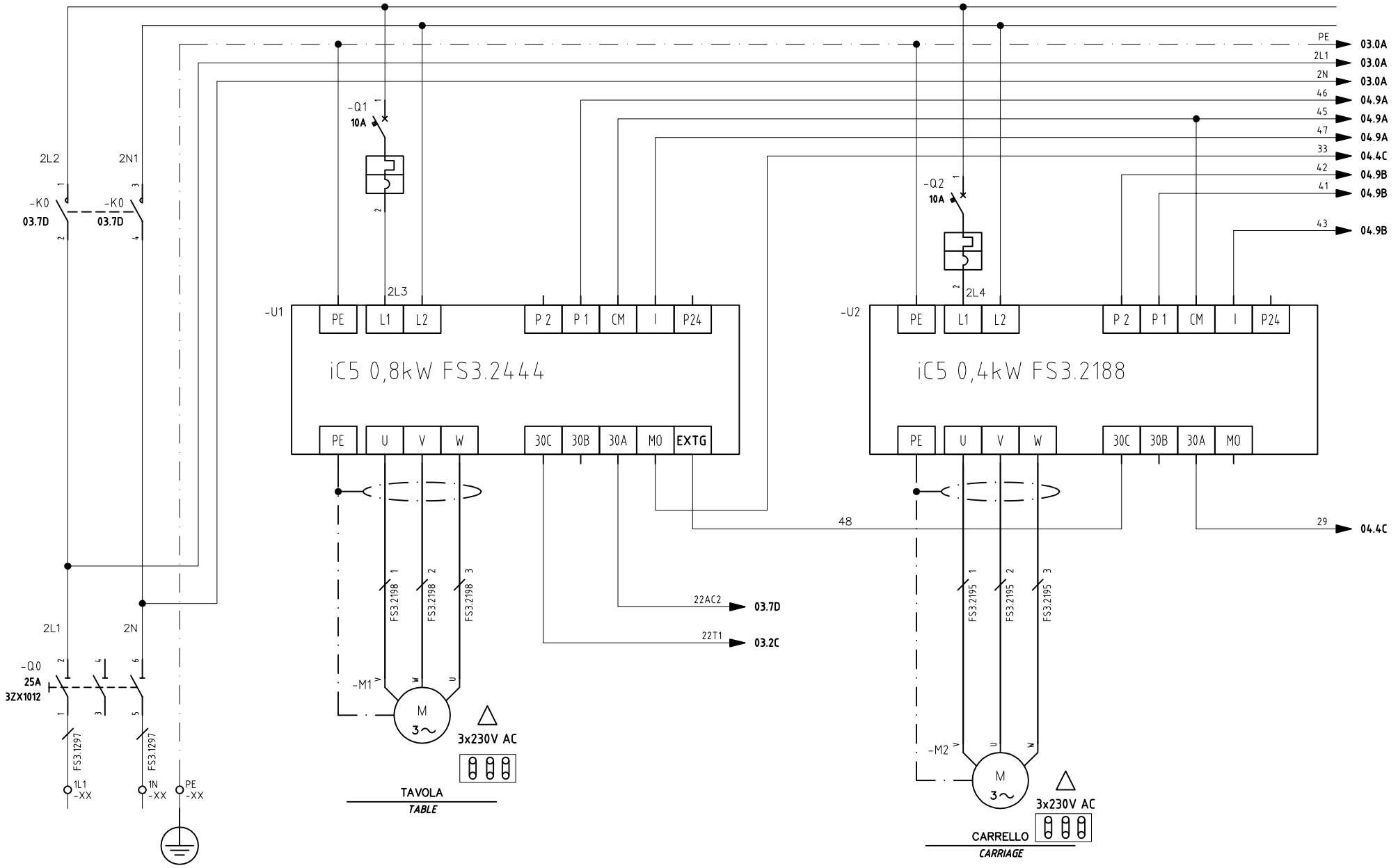

				DATA	14/07/10	FROMM		FS33x OP2	ELS.1053	=	
				DISEGN.	VICENTINI F.					+	
				VISTO						FG. 02	F.S.03
REV.	MODIFICA	DATA	FIRMA	APPR.		SOST. IL :	SOST. DA :	FILE ELS.1053.dwg			F.T. 6

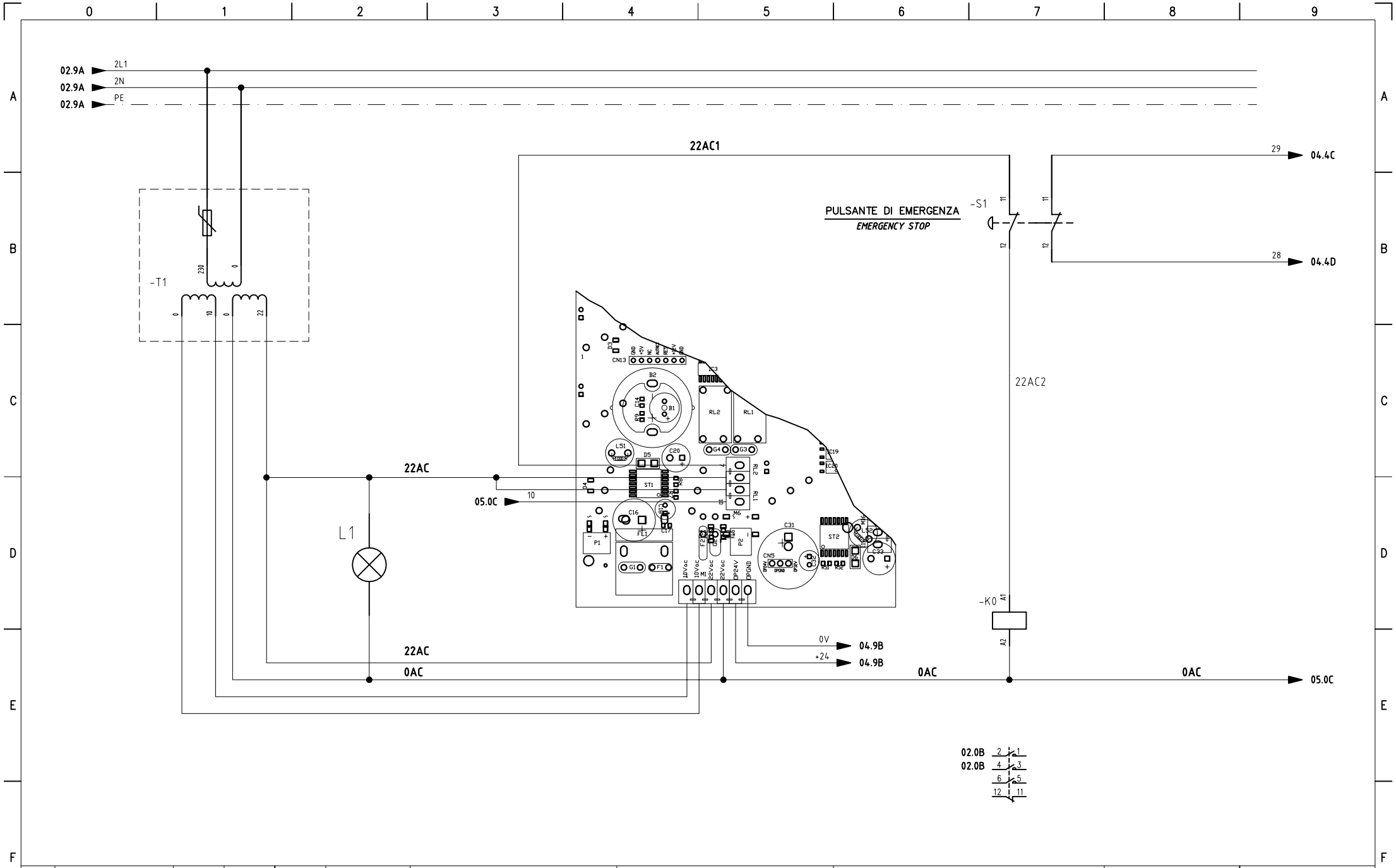

				DATA	28/10/08	FROMM		FS33x OP2	ELS.1053	=
				DISEGN.	VICENTINI F.					+
				VISTO						FG. 03 / F.S.04
REV.	MODIFICA	DATA	FIRMA	APPR.		SOST. IL :	SOST. DA :	FILE ELS.1053.dwg		F.T. 6

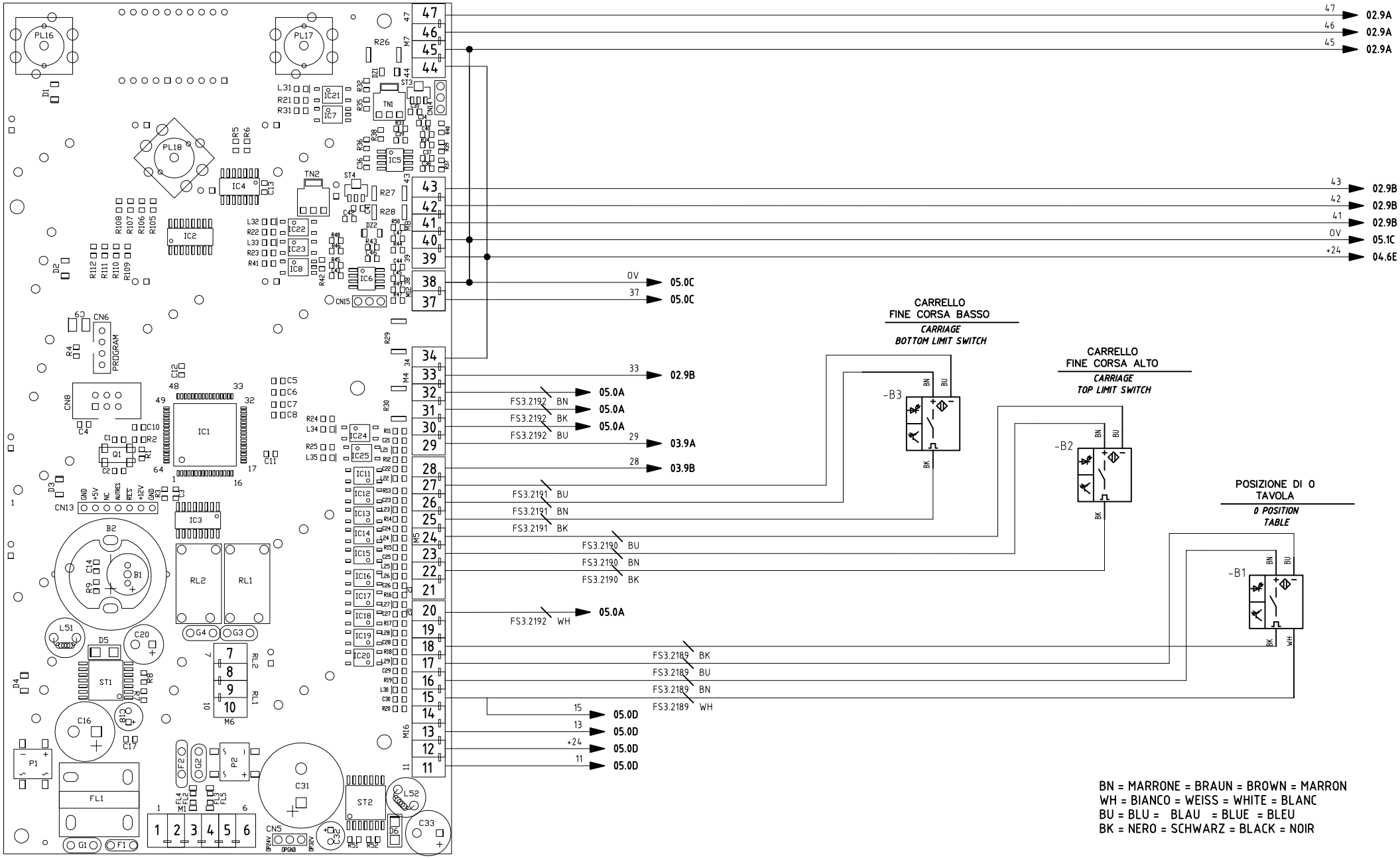

				DATA	14/07/10	FROMM		FS33x OP2	ELS.1053	=
				DISEGN.	VICENTINI F.					+
				VISTO					FG. 04	F.S.05
REV.	MODIFICA	DATA	FIRMA	APPR.		SOST. IL :	SOST. DA :	FILE ELS.1053.dwg		F.T. 6

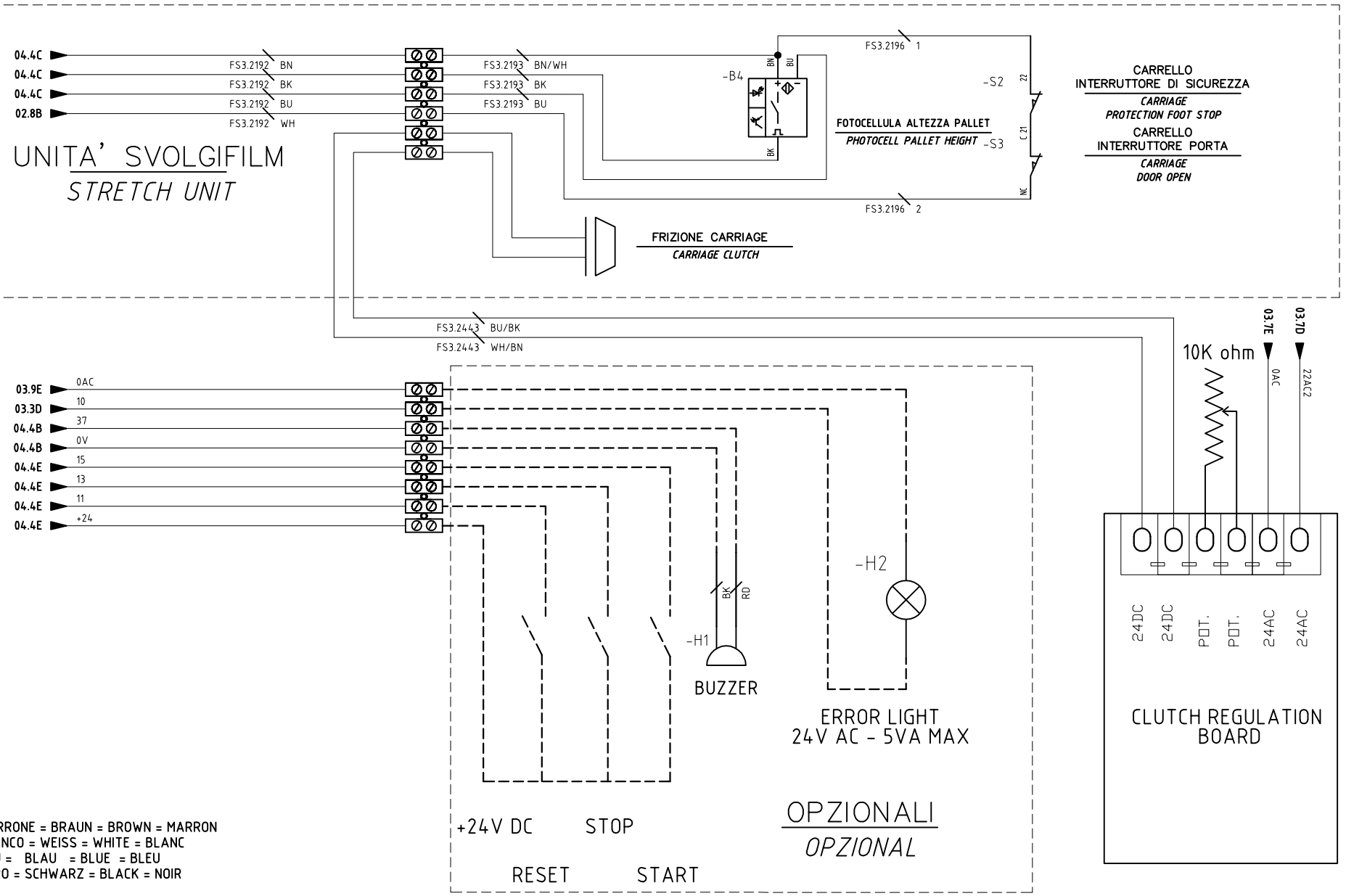

REV.	MODIFICA	DATA	FIRMA	APPR.		SOST. IL :	SOST. DA :	FILE ELS.1053.dwg
				DISEGN.	VICENTINI F.			
				VISTO				
				DATA	14/07/10			

FROMM

FS33x OP2

ELS.1053

FG. 05 F.S.06

F.T. 6

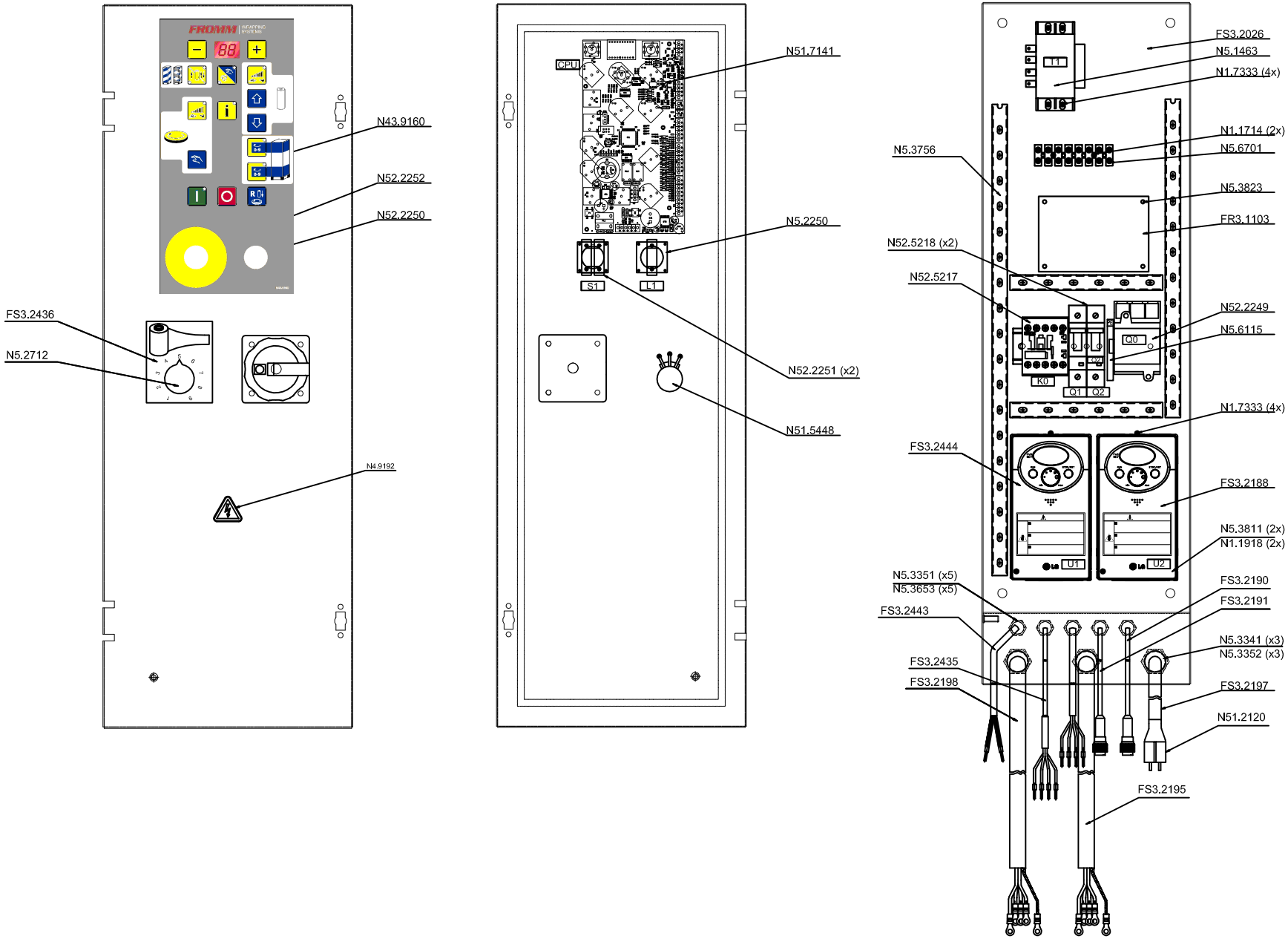

Aenderungen:
Modifiche:

Gebrauch Zchg:
Uso del disegno

Gegenstand / Oggetto	Pos.	Werkstoff / Materiale	Ersatz Nr. / Elemento Nr.	Bemerkungen / Osservazioni	
Aenderungen: / Modifiche:			Ersatz durch / Sostituito da / Ersatz für / Sostituisce		
Typ: / Tipo: SWITCH CABINET OP2 CARRIAGE 4			Maschinen Scala	Gezeichnet / Disegnato	L.Beltrami 28/04/10
				Geprüft / Controllato	
				Gesehen / Visto	
FROMM			FS3.0231		

Aenderungen:
Modifiche:

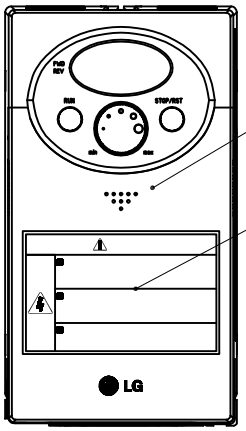

iC5 - 0.8kW - 230V - TAVOLA OP2U1-CARR4(FS3-2444) - 23/08/2010 - 11.38.22

----------[DRV]----------

Acc	4.0	sec	Acceleration time 0
Dec	4.0	sec	Deceleration time 0
Frq	4		Freq. Setting mode

----------[FU1]----------

F4	1		Stop mode select
F8	8.50	Hz	DC Brake start frequency
F9	0.0	sec	DC Brake wait time
F10	80	%	DC Brake voltage
F11	0.5	sec	DC Brake time
F14	0.1	sec	Motor Magnetizing time
F22	50.00	Hz	Base Frequency
F23	0.10	Hz	Start Frequency
F27	1		Man/Auto Torque select

----------[FU2]----------

H33	2.7	A	Motor rated current
H34	1.4	A	No load motor current
H40	3		Control mode
H46	50		Sensorless I Gain

----------[IO]----------

I12	0.00	mA	I input minimum current
I54	16		MO-EXTG outp. Working
I55	12		30-A/B/C output working
I66	3.0	sec	Relay ON delay

1	FILE DI PROGRAMMAZIONIONE	2	PARAMETER LIST			
	INVERTER TABLE OP2	1	LS INDUSTRIAL SYSTEMS		N5.5475	SV08-iC5-1F
Gebrauch Zchg. / Uso del disegno	Stueckzahl / Numero pezzi Rubrik / Rubrica	Gegenstand / Oggetto	Pos.	Werkstoff / Materiale kg.	Gewicht/Stueck / Peso/Pezzo	Bestandt. Nr. / Elemento Nr.	Bemerkungen / Osservazioni

Aenderungen:
Modifiche:

Keine Nessuna Stueckliste separat Lista pezzi separata

Ersetzt durch / Sostituito da / Ersatz fuer / Sostituisce

Typ:
Tipo:

INVERTER MOTOR TABLE OP2

Massstab / Scala 1 : 1

Gezeichnet / Disegnato	VICENTINI	14-07-2010
Geprueft / Controllato		
Gesehen / Visto		

Freimass-Toleranzen/Tolleranze della misure libere

FROMM

FS3.2444

Aenderungen:
Modifiche:
@
Modificata scritta da 0.8Kw a 0.4Kw

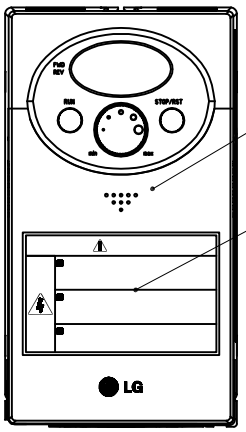

iC5 - 0.4kW - 230V - Carriage OP2 - 25/02/2009 - 14.53.50

----------[DRV]----------

Acc	0.1	sec	Acceleration time 0
Dec	0.1	sec	Deceleration time 0
Frq	4		Freq. Setting mode

----------[FU1]----------

F14	0.1	sec	Motor Magnetizing time
F22	50.00	Hz	Base Frequency
F23	0.10	Hz	Start Frequency

----------[FU2]----------

H33	1.3	A	Motor rated current
H34	0.8	A	No load motor current
H40	3		Control mode

----------[IO]----------

I12	0.00	mA	I input minimum current
I55	16		30-A/B/C output working

1	FILE DI PROGRAMMAZIONIONE	2	PARAMETER LIST			
	INVERTER CARRIAGE OP2	1	LS INDUSTRIAL SYSTEMS		N51.5427	SV04-iC5-1F
Gebrauch Zchg. / Uso del disegno	Stueckzahl / Numero pezzi; Rubrik / Rubrica	Gegenstand / Oggetto	Pos.	Werkstoff / Materiale kg.	Gewicht/Stueck / Peso/Pezzo	Bestandt. Nr. / Elemento Nr.	Bemerkungen / Osservazioni

Freimass-Toleranzen/Tolleranze della misure libere

Aenderungen:
Modifiche: @

Keine Nessuna Stueckliste separat Lista pezzi separata

Ersetzt durch
Sostituito da
Ersatz fuer
Sostituisce

Typ:
Tipo:

INVERTER MOTOR CARRIAGE OP2

Massstab / Scala 1 : 1

Gezeichnet / Disegnato	VICENTINI	28-10-2008
Geprueft / Controllato	Servisi	23-11-09
Gesehen / Visto		

FROMM

FS3.2188