

MAINTENANCE COUNTER

MAINTENANCE COUNTER FS33x MACHINES


Alarm: **ES** Maintenance required by FROMM Service

The FS33x machine has a built in maintenance counter. The OEM factory settings are:


00.06.16.00 (Max value is 99.999.999 rounds)


- P12 – 00
- P13 – 06
- P14 – 16
- P15 – 00


To change the value of the hidden parameter P12 / P13 / P14 / P15:


	Select the automatic cycle
---	----------------------------


Then follow below sequence


	Push these 2 buttons together for <u>5</u> seconds.
---	---


	In the display is written <u>PA</u>
---	-------------------------------------

	PRESS Start and the with plus or minus the value 16
---	--

	PRESS Start and the with plus or minus the value 07
---	--


	PRESS Start to confirm
---	------------------------



	In the display is blinking P01
---	--------------------------------


	Select + or – to choose the correct parameter P12 <u>or</u> P13 <u>or</u> P14 <u>or</u> P15
---	---


MAINTENANCE COUNTER



MAINTENANCE COUNTER FS33x MACHINES

		PRESS Start to select the parameter
---	--	-------------------------------------

		Select + or – to change the value
---	---	-----------------------------------

		PRESS Start to select the value
---	--	---------------------------------

		PRESS Stop to exit from this menu
---	--	-----------------------------------

		<p>ACTUAL WRAPPED ROUNDS Max value at counter is 99.999.999 Million rounds.</p> <p>EXAMPLE 99.887.766</p> <p>STARTIING from the first TWO digits until the last TWO digits</p> <p>PRESS <u>one</u> time = shown value P12 (99) PRESS <u>two</u> times = shown value P13 (88) PRESS <u>three</u> times = shown value P14 (77) PRESS <u>four</u> times = shown value P15 (66)</p>
--	--	--

P12	P13	P14	P15
▪		▪	