

FROMM

Numbers & Drawings Art. code : FS3.3120

**Stretch Wrapping machine's FS360
Pre-stretch Carriage**

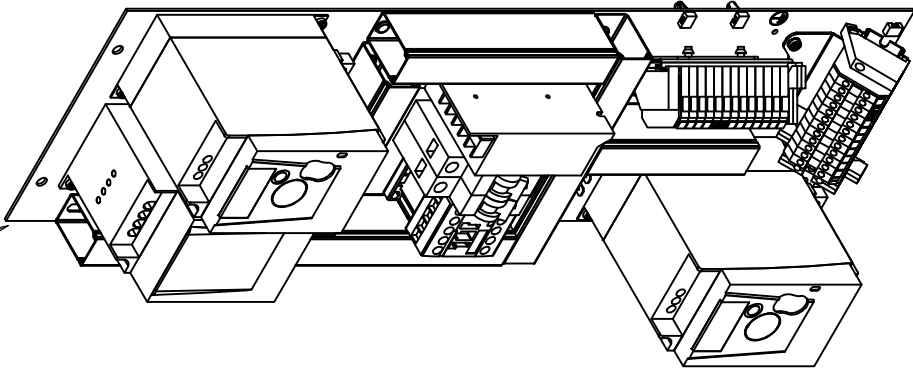
**Version 01 Machines
Version 04 List**

Website : www.fromm-stretch.com

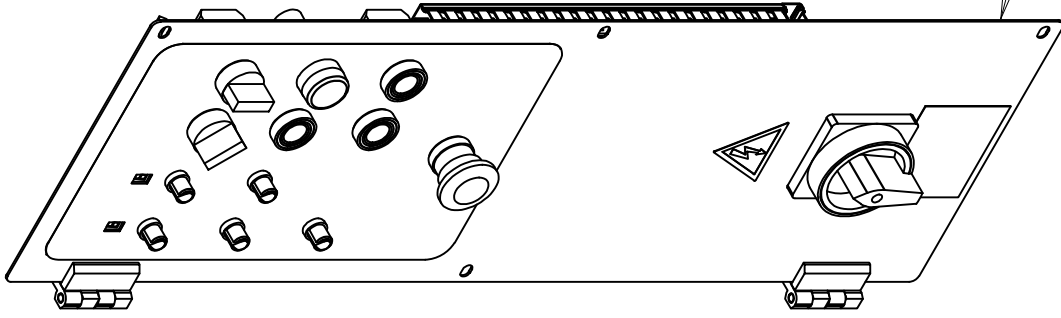
SPARE-PARTS_FS360.V01.EN04/ © 04/19

Group FS1.0334.V01
(for Motorized Carriage)

Group FS1.0296



Group FS1.0272



www.fromm-stretch.com

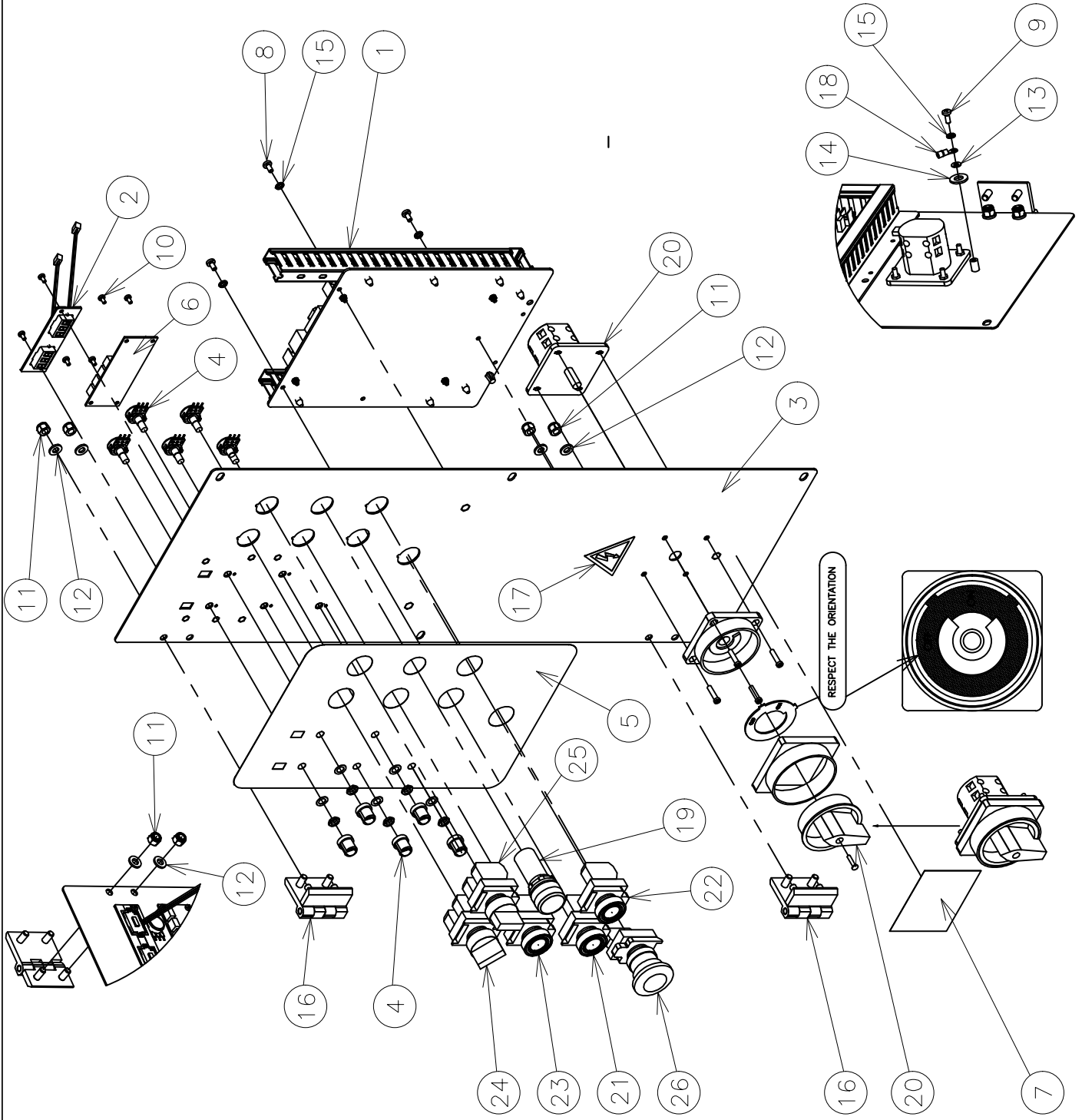
Operative Panels



www.fromm-stretch.com

FS1.0334D Operation Panels for Pre-stretch Carriage (Colour light grey RAL7035)

Part no.	RIF Description	Specification English	Q.ty
FS1.0272D	Group	Group completely operation panel door for Pre-stretch C.	1
FS1.0296	Group	Group completely operation panel inside Elettrical Box	1



RESPECT THE ORIENTATION

www.fromm.com

FS1.0272.V01

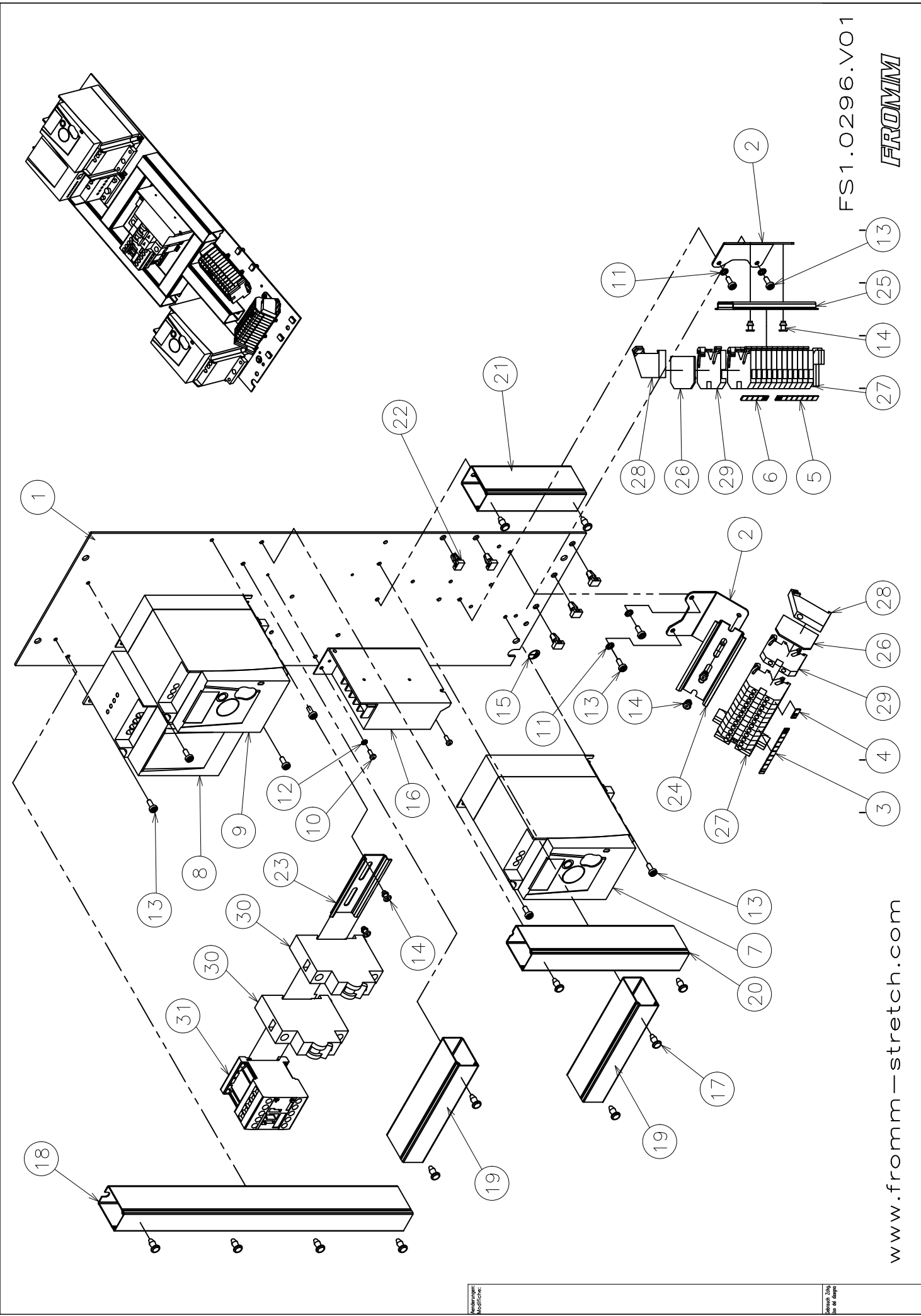
FS1.0272.V01

www.fromm—stretch.com

FROMM

FS1.0272D Group comp. operation panel door for Pre-stretch carriage (Light grey RAL7035)

Part no.	RIF	Description	Specification English	Q.ty
FS1.0273	1	Group	Group panel / mainboard PLC	1
FS1.0274	2	Group	Group display	1
FS1.2477D	3	Plate	Plate of operation panel (Light grey RAL7035)	1
FS1.2551	4	Potentiome.	Potentiometer XH 2,54 3 Pole connector	5
FS1.2406	5	Label	Label control panel for Pre-stretch carriage	1
FS1.2583	6	Circuit	Display derivation circuit	1
FS1.2715	7	Label	Label Errors	1
N1.1911	8	Screw	Philips head screw M4x8 galvanized cl.4.8 BN 381	3
N1.1921	9	Screw	Philips head screw M4X10 galvanized DIN7985 - cl.4.8	1
N1.1957	10	Screw	Philips head screw M3X6 galvanized DIN7985A-UNI7687	4
N1.5301	11	Nut	Nut M6 hexagon torque DIN985-UNI7473	4
N1.6114	12	Washer	Plain washer 6,4x12,5 DIN125-UNI6592	4
N1.6115	13	Washer	Plain washer M4 DIN125-UNI6592	1
N1.6117	14	Washer	Plain washer M8 DIN125-UNI6592	1
N1.6412	15	Washer	Serrated washer M4 DIN6798	4
N2.6115	16	Hinge	Hinge CL226-4A-2 63x50	2
N4.9192	17	Label	Label tension	1
N51.2103	18	Eye	Eye M4	1
N53.2221	19	Buzzer	Buzzer AD16 24V	1
N53.2222	20	Power con.	Power contactor	1
N53.2223	21	Button	Button white + contact NO	1
N53.2224	22	Button	Button black + contact NO	1
N53.2225	23	Button	Button blue + contact NO	1
N53.2226	24	Selector	Selector 3 positions 45° - 2CNT CO	1
N53.2227	25	Selector	Selector 3 positions 45° - Return to the center - 2CNT CO	1
N53.2228	26	Emer. button	Emergency button	1



FS1.0296.V01

FROMM

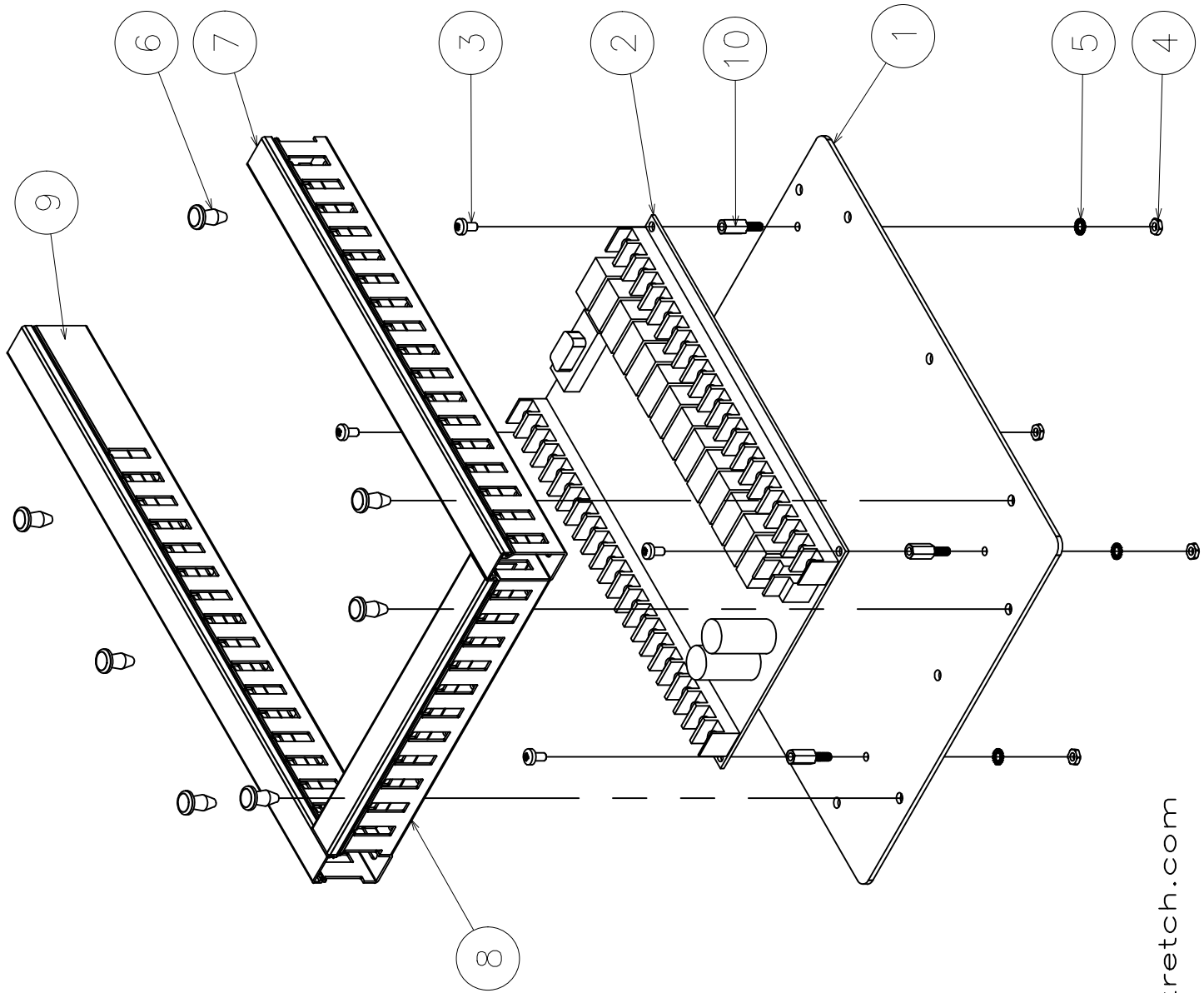
www.fromm-stretch.com

Alle Angaben ohne Gewähr

Alle Angaben ohne Gewähr

FS1.0296 Group completely operation panel inside Elettrical Box for Pre-stretch Carriage

Part no.	RIF	Description	Specification English	Q.ty
FS1.2564Z	1	Plate	Plate zinced	1
FS1.2577Z	2	Bracket	Bracket zinced	2
FS1.2615	3	Terminal	Terminal print marks 1-10	1
FS1.2616	4	Terminal	Terminal print marks 11-20	1
FS1.2616	5	Terminal	Terminal print marks 11-20	1
FS1.2617	6	Terminal	Terminal print marks 21-30	1
FS1.2636	7	Inverter	Inverter Turntable	1
FS1.2637	8	Inverter	Inverter Carriage	1
FS1.2638	9	Inverter	Inverter Stretch	1
N1.1932	10	Screw	Philips head screw M3X8 galvanized DIN7985A-UNI7687	2
N1.6412	11	Washer	Serrated washer M4 DIN6798	4
N1.6414	12	Washer	Plain washer 6,4x12,5 DIN125-UNI6592	1
N1.7333	13	Screw	Philips head screw M4X10 galvanized DIN7500c-UNI8112	10
N2.4506	14	Rivet	Rivet Ø4x8	6
N4.9163	15	Label	Label ground	1
N5.1484	16	Power sup.	Power supply in 220Vac - Out 24Vdc 2A 50W	1
N5.3748	17	Rivet	Rivet for cable duct	12
N5.3751	18	Cable duct	Cable duct L=350	1
N5.3751	19	Cable duct	Cable duct L=135	2
N5.3751	20	Cable duct	Cable duct L=190	1
N5.3751	21	Cable duct	Cable duct L=120	1
N5.3822	22	Support	Support for cable ties	5
N5.6113	23	Bar	Bar DIN L=80	1
N5.6113	24	Bar	Bar DIN L=95	1
N5.6113	25	Bar	Bar DIN L=100	1
N5.6192	26	Plate	Plate for clamps	2
N5.6193	27	Clamp	Clamp PE 2,5MMQ	2
N5.6194	28	Block	Block to fix the clamps	2
N5.6195	29	Clamp	Clamp 2,5MMQ TS10-TS32-TS35	25
N53.5209	30	Breaker	Thermal magnetic circuit breaker	2
N53.5210	31	Contactore	Contactore Newtrend	1



FS1.0273.V01

FROMM

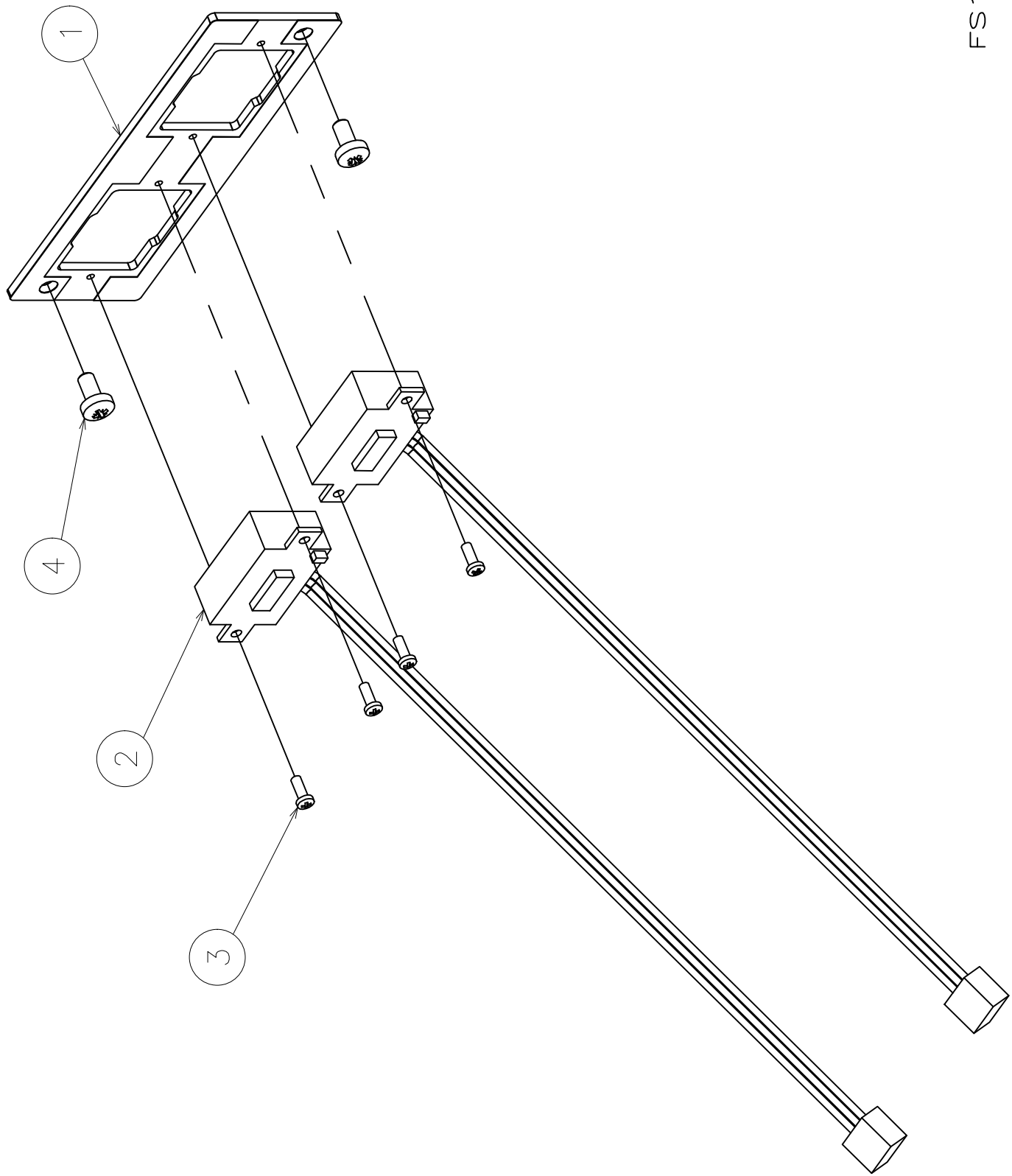
www.fromm-stretch.com

© 2013 FROMM

Alle Rechte vorbehalten

FS1.0273 Group panel / mainboard PLC

Part no.	RIF	Description	Specification English	Q.ty
FS1.2476Z	1	Plate	Plate to fix mainboard PLC zinced	1
FS1.2644	2	Plc	Plc FS360	1
N1.1957	3	Screw	Philips head screw M3X6 galvanized DIN7985A-UNI7687	4
N1.5120	4	Nut	Nut M3 galvanized DIN934-UNI5588/65 cl.8 PG	4
N1.6414	5	Washer	Plain washer 6,4x12,5 DIN125-UNI6592	4
N5.3748	6	Rivet	Rivet Ø4 for cable duct	7
N5.3756	7	Cable duct	Cable duct L=220	1
N5.3756	8	Cable duct	Cable duct L=150	1
N5.3756	9	Cable duct	Cable duct L=280	1
N5.3831	10	Spacer	Threaded spacer M3x10	4



FS1.0274.V01

FROMM

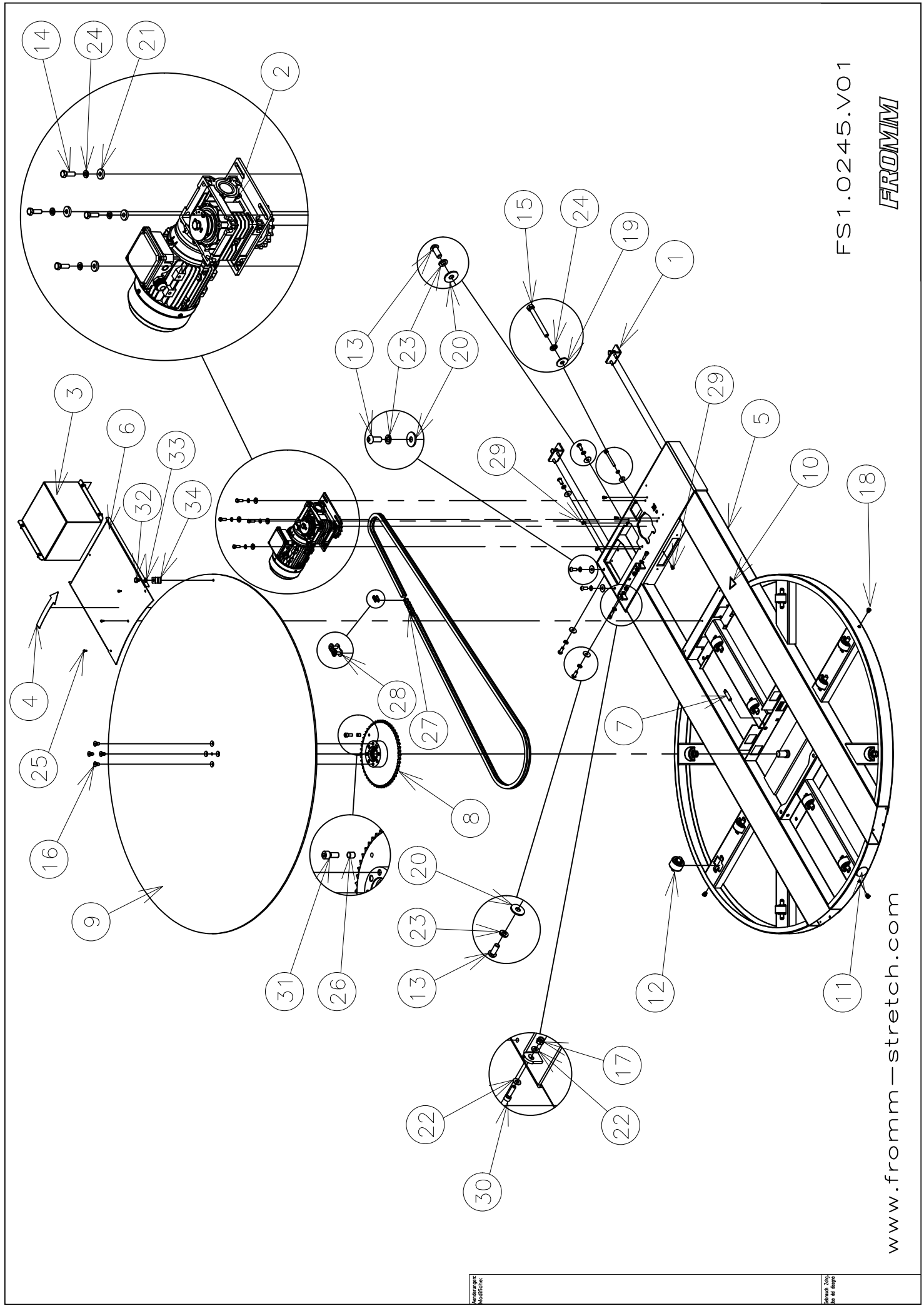
www.fromm-stretch.com

www.fromm-stretch.com

© 2014 Fromm

FS1.0274 Group display

Part no.	RIF	Description	Specification English	Q.ty
FS1.2479	1	Support	PCB support display	1
FS1.2550	2	Display	Display 3 digit 3 wires	2
N1.1719	3	Screw	Screw PT KA1.8 L=6 galvanized BN13577	4
N1.1957	4	Screw	Philips head screw M3X6 galvanized DIN7985A-UNI7687	2



FS1.0245.V01

FROMM

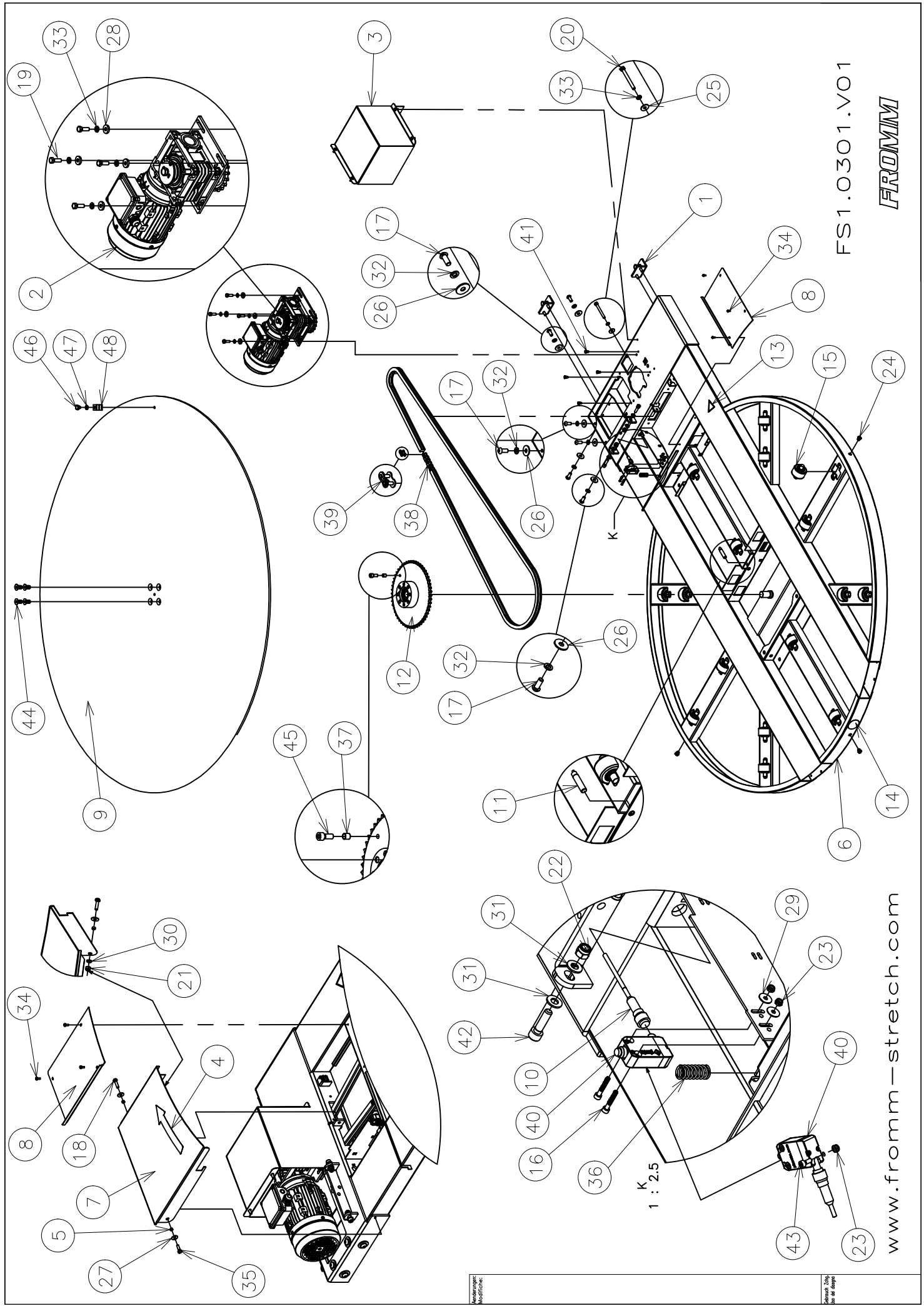
www.fromm-stretch.com

www.fromm-stretch.com

© 2014 Fromm

FS1.0245AE Group Base Ø1500mm (Blue Sablé RAL5010 / Yellow RAL1021)

Part no.	RIF	Description	Specification English	Q.ty
FS1.0247	1	Group	Group adjustable foot	2
FS1.0275	2	Group	Group motorgear	1
FS1.0297A	3	Group	Group motor carter (Blue Sablé RAL5010)	1
FS1.2716	4	Label	Label with drawing of arrow	1
FS1.2345A	5	Base unit	Painted base unit Ø1500mm (Blue Sablé RAL5010)	1
FS1.2369A	6	Carter	Painted carter chain (Blue Sablé RAL5010)	1
FS1.2640	7	Proximity	Proximity	1
FS3.0334	8	Group	Group gear turntable	1
FS3.2083E	9	Disk	Painted disk D.1490mm (Yellow RAL1021)	1
FS3.2342	10	Label	Crushing danger label	1
FS3.2344	11	Label	Forklift truck label	1
FS4.0235	12	Roller	Completely Roll	12
N1.1228	13	Screw	Button head bolt M10x25 zinned UNI7380	6
N1.1557	14	Bolt	Hexagon head bolt M8x25 galvanized UNI5739/65 DIN 933	4
N1.1588	15	Bolt	Hexagon head bolt M8x80 galvanized UNI5739 DIN 933	1
N1.2199	16	Screw	Screw M10x20 - 10.9 DIN7991 Tuflok	4
N1.5305	17	Nut	Prevailing hexagon torque / non met. Ins. M8	2
N1.5946	18	Rivet	Rivet M8	3
N1.6109	19	Washer	Washer M8 zinned 24x8.4x2 DIN9021/B	1
N1.6130	20	Washer	Washer M10 zinned 10.5x30x2.5 DIN9021/B	6
N1.6138	21	Washer	Washer M8 zinned 8.4x21x4 DIN7349	4
N1.6164	22	Washer	Plain washer M8 galvanized DIN125A - UNI6592	4
N1.6201	23	Washer	Washer grower M10 black UNI1751/52A	6
N1.6215	24	Washer	Washer grower M8 black UNI1751/52A	5
N1.7333	25	Screw	Screw TC M4x10 UNI8112 DIN7500-C galvanized	3
N3.3127	26	Bushing	Bushing 10x12x12	1
N4.7367	27	Chain	Chain 5/8"x3/8" 203 links	1
N4.7415	28	Link	Link	1
N11.1121	29	Screw	Cylindrical head screw M6x10 galvani. DIN912/UNI5931	5
N11.1149	30	Screw	Cylindrical head screw M8x30 galvani. DIN912/UNI5931	2
N12.1149	31	Screw	Cylindrical head screw M10x25 galvani. DIN912/UNI5931	1
N1.1467	32	Screw	Hexagon head bolt M10x10 galvanized ISO4017	1
N1.6410	33	Washer	Washer M10 zinned	1
FS1.2703	34	Bracket	Bracket (to fix the film)	1



FS1.0301.V01

FROMM

www.fromm-stretch.com

Abbildung ist
nicht maßstabgetreu

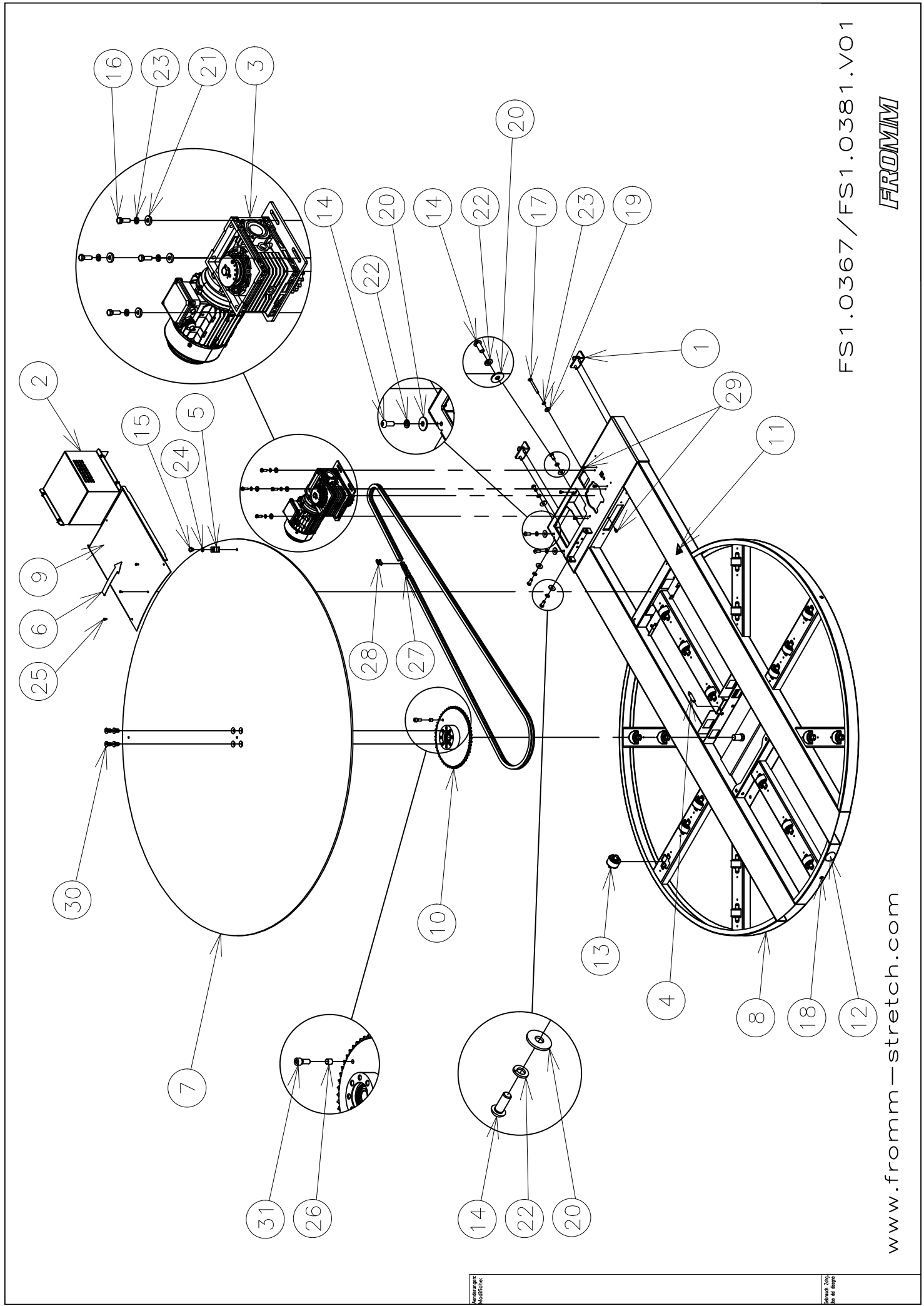
Zeichnung 2024
für die Montage

FS1.0301AE Group Base Ø1650mm (Blue Sablé RAL5010 / Yellow RAL1021)

Part no.	RIF	Description	Specification English	Q.ty
FS1.0247	1	Group	Group adjustable foot	2
FS1.0275	2	Group	Group motorgear	1
FS1.0297A	3	Group	Group motor carter (Blue Sablé RAL5010)	1
FS1.2716	4	Label	Label with drawing of arrow	1
FS1.2096	5	Spacer	Spacer	2
FS1.2570A	6	Base unit	Painted base unit Ø1650mm (Blue Sablé RAL5010)	1
FS1.2587E	7	Carter	Safety painted carter	1
FS1.2590A	8	Carter	Painted carter chain (Blue Sablé RAL5010)	1
FS1.2601E	9	Disk	Painted disk D.1645mm (Yellow RAL1021)	1
FS1.2605	10	Cable	Cable for safety painted carter	1
FS1.2640	11	Proximity	Proximity	1
FS3.0334	12	Group	Group gear turntable	1
FS3.2342	13	Label	Crushing danger label	1
FS3.2344	14	Label	Forklift truck label	1
FS4.0235	15	Roller	Completely Roll	16
N1.1191	16	Screw	Cylindrical head screw M4x25 galvani. DIN912-UNI5931	2
N1.1228	17	Screw	Button head bolt M10x25 zinedc UNI7380	6
N1.1523	18	Bolt	Hexagon head bolt M8x25 galvanized UNI5739/65 DIN 933	1
N1.1557	19	Bolt	Hexagon head bolt M8x25 galvanized UNI5739/65 DIN 933	4
N1.1588	20	Bolt	Hexagon head bolt M8x80 galvanized UNI5739 DIN 933	1
N1.5301	21	Nut	Prevailing hexagon torque / non met. Ins. M6	1
N1.5305	22	Nut	Prevailing hexagon torque / non met. Ins. M8	2
N1.5307	23	Nut	Prevailing hexagon torque / non met. Ins. M4	3
N1.5946	24	Rivet	Rivet M8	3
N1.6109	25	Washer	Washer M8 zinedc 24x8.4x2 DIN9021/B	1
N1.6130	26	Washer	Washer M10 zinedc 10.5x30x2.5 DIN9021/B	6
N1.6131	27	Washer	Washer M16 zinedc 6.4x18x1.6 DIN9021/B	2
N1.6138	28	Washer	Washer M8 zinedc 8.4x21x4 DIN7349	4
N1.6160	29	Washer	Washer M4 zinedc 4.3x14x0.8 BN735 BOSSARD	2
N1.6163	30	Washer	Plain washer M6 galvanized DIN125A - UNI6592	1
N1.6164	31	Washer	Plain washer M8 galvanized DIN125A - UNI6592	4
N1.6201	32	Washer	Washer grower M10 black UNI1751/52A	6
N1.6215	33	Washer	Washer grower M8 black UNI1751/52A	5
N1.7333	34	Screw	Screw TC M4x10 UNI8112 DIN7500-C	3
N1.7341	35	Screw	Screw TC M6x20 UNI8110 DIN7500-D	1
N2.5231	36	Spring	Spring	1
N3.3127	37	Bushing	Bushing 10x12x12	1
N4.7368	38	Chain	Chain 5/8"x3/8" 193 links	1
N4.7415	39	Link	Link	1
N5.2377	40	Limit switch	Limit switch with piston	1
N11.1121	41	Screw	Cylindrical head screw M6x10 galvani. DIN912/UNI5931	4
N11.1149	42	Screw	Cylindrical head screw M8x30 galvani. DIN912/UNI5931	2
N11.1162	43	Screw	Cylindrical head screw M4x10 galvani. DIN912-UNI5931	1
N11.2101	44	Screw	Flat head countersunk socket M12x25 galvanized	4
N12.1149	45	Screw	Cylindrical head screw M10x25 galvani. DIN912/UNI5931	1

FS1.0301AE Group Base Ø1650mm (Blue Sablé RAL5010 / Yellow RAL1021)

Part no.	RIF Description	Specification English	Q.ty
N1.1467	46 Screw	Hexagon head bolt M10x10 galvanized ISO4017	1
N1.6410	47 Washer	Washer M10 zined	1
FS1.2703	48 Bracket	Bracket (to fix the film)	1



FS1.0367/FS1.0381.V01

FROMM

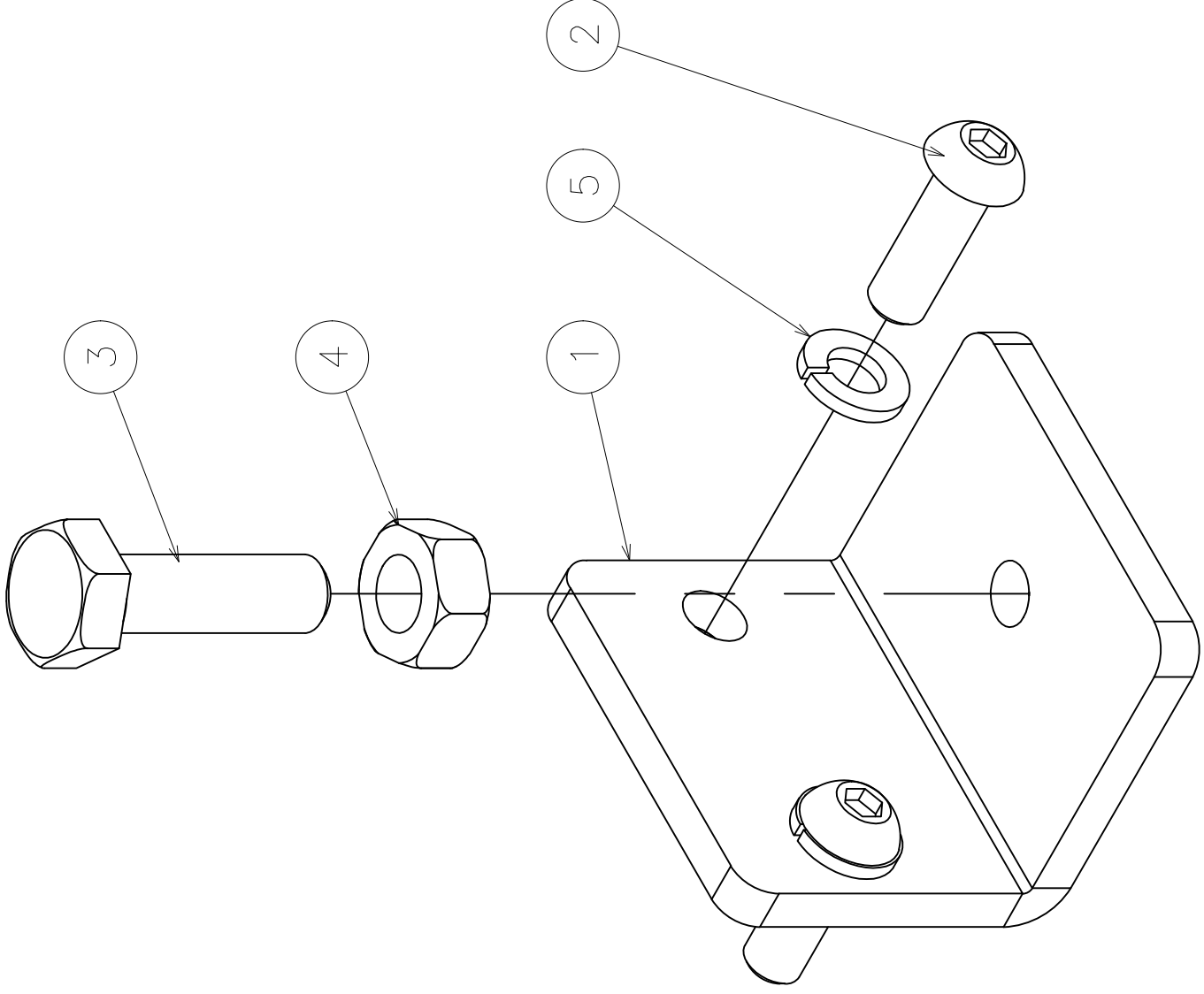
www.fromm-stretch.com

www.fromm-stretch.com

www.fromm-stretch.com

FS1.0367AE/FS1.0381AE Group Base Ø1800mm/2200mm (Blue Sablé RAL5010 / Yellow RAL1021)

Part no.	RIF	Description	Specification English	Q.ty
FS1.0247	1	Group	Group adjustable foot	2
FS1.0379A	2	Group	Group motor carter for base d.1800-2200mm (Blue Sablé RAL5010)	1
FS1.0380	3	Group	Group motorgear for base d.1800-2200mm	1
FS1.2640	4	Proximity	Proximity	1
FS1.2703	5	Bracket	Bracket (to fix the film)	1
FS1.2716	6	Label	Label with drawing of arrow	1
FS1.2787E	7	Disk	Painted disk D.1790mm (Yellow RAL1021)	1
FS1.2851E	7	Disk	Painted disk D.2190mm (Yellow RAL1021)	1
FS1.2788A	8	Base unit	Painted base unit Ø1790mm (Blue Sablé RAL5010)	1
FS1.2852A	8	Base unit	Painted base unit Ø2190mm (Blue Sablé RAL5010)	1
FS1.2845A	9	Carter	Painted carter chain for base d.1800-2200mm (Blue Sablé RAL5010)	1
FS3.0334	10	Group	Group gear turntable	1
FS3.2342	11	Label	Crushing danger label	1
FS3.2344	12	Label	Forklift truck label	1
FS4.0235	13	Roller	Completely Roll for base d.1800	20
FS4.0235	13	Roller	Completely Roll for base d.2200	24
N1.1228	14	Screw	Button head bolt M10x25 zincd UNI7380	6
N1.1467	15	Screw	Hexagon head bolt M10x10 galvanized ISO4017	1
N1.1557	16	Bolt	Hexagon head bolt M8x25 galvanized UNI5739/65 DIN 933	4
N1.1588	17	Bolt	Hexagon head bolt M8x80 galvanized UNI5739 DIN 933	1
N1.5946	18	Rivet	Rivet M8	3
N1.6109	19	Washer	Washer M8 zincd 24x8.4x2 DIN9021/B	1
N1.6130	20	Washer	Washer M10 zincd 10.5x30x2.5 DIN9021/B	6
N1.6138	21	Washer	Washer M8 zincd 8.4x21x4 DIN7349	4
N1.6201	22	Washer	Washer grower M10 black UNI1751/52A	6
N1.6215	23	Washer	Washer grower M8 black UNI1751/52A	5
N1.6410	24	Washer	Washer M10 zincd	1
N1.7333	25	Screw	Screw TC M4x10 UNI8112 DIN7500-C galvanized	3
N3.3127	26	Bushing	Bushing 10x12x12	1
N4.7384	27	Chain	Chain 5/8"x3/8" 229 links for base d.1800	1
N4.7385	27	Chain	Chain 5/8"x3/8" 254 links for base d.2200	1
N4.7415	28	Link	Link	1
N11.1121	29	Screw	Cylindrical head screw M6x10 galvani. DIN912/UNI5931	5
N11.2101	30	Screw	Socket ctrs. Head screw M12x25 black with tuflok	4
N12.1149	31	Screw	Cylindrical head screw M10x25 galvani. DIN912/UNI5931	1



FS1.0247.V01

FROMM

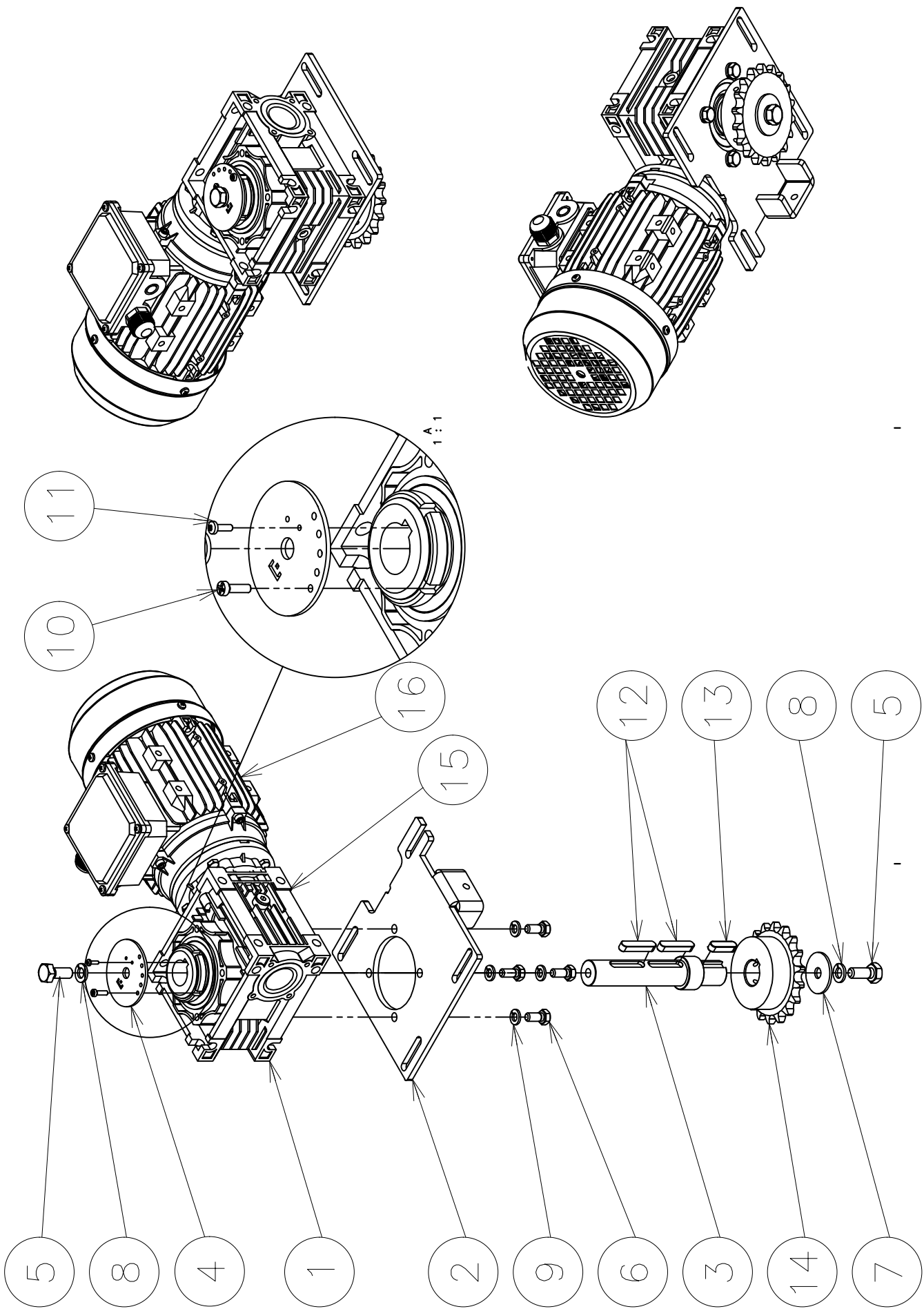
www.fromm-stretch.com

www.fromm-stretch.com

www.fromm-stretch.com

FS1.0247 Group adjustable foot

Part no.	RIF	Description	Specification English	Q.ty
FS1.2373Z	1	Bracket	Bracket zincod	1
N1.1211	2	Screw	Button head bolt M8x20 black cl.10.9	2
N1.1584	3	Screw	Hexagon head bolt M10x35 galvanized UNI5739 DIN 933	1
N1.5108	4	Nut	Nut M10 galvanized cl.8 PG DIN934-UNI5588/65	1
N1.6215	5	Washer	Washer grower M8 black UNI1751/52A	2



FS1.0275.V01

FROMM

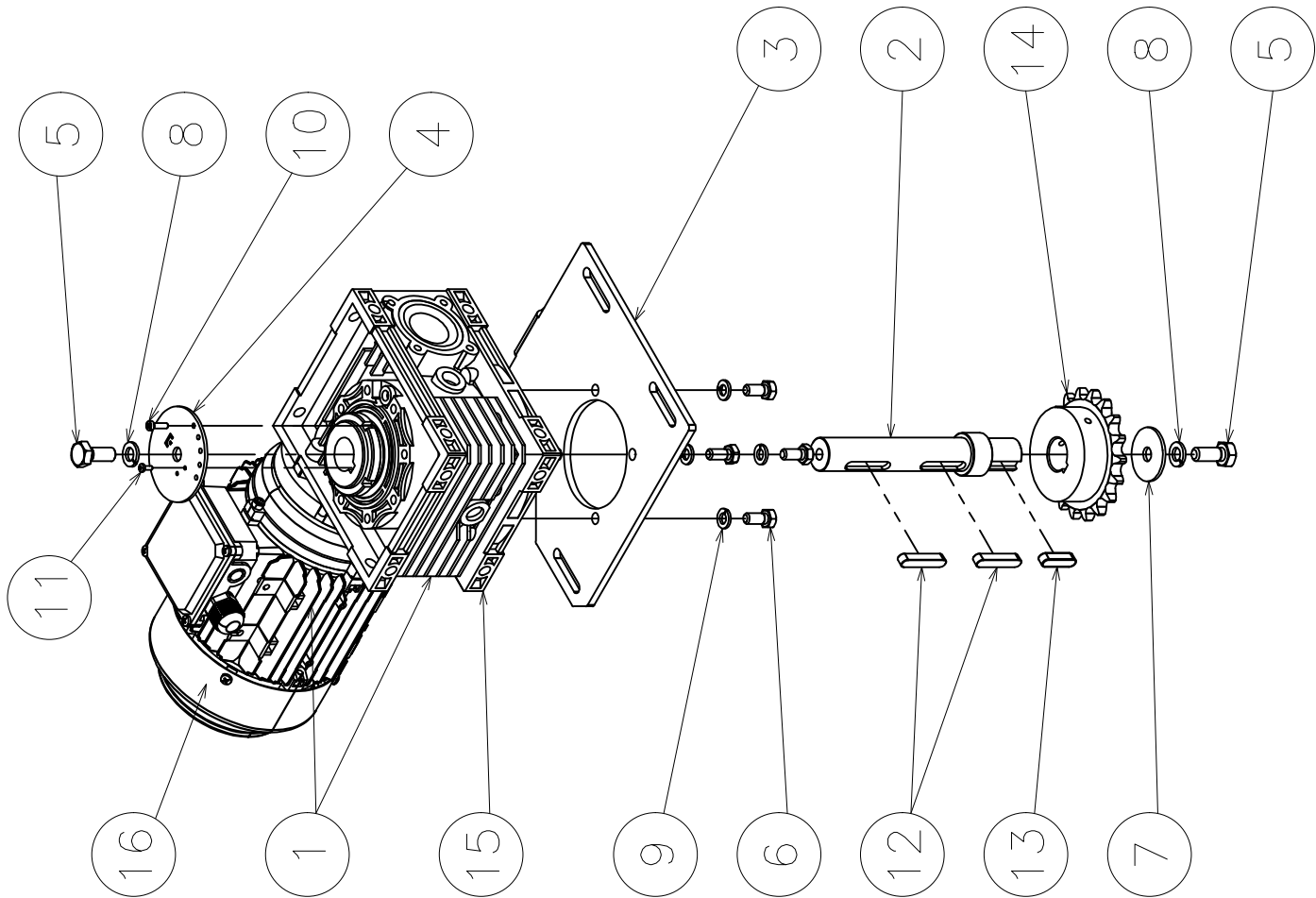
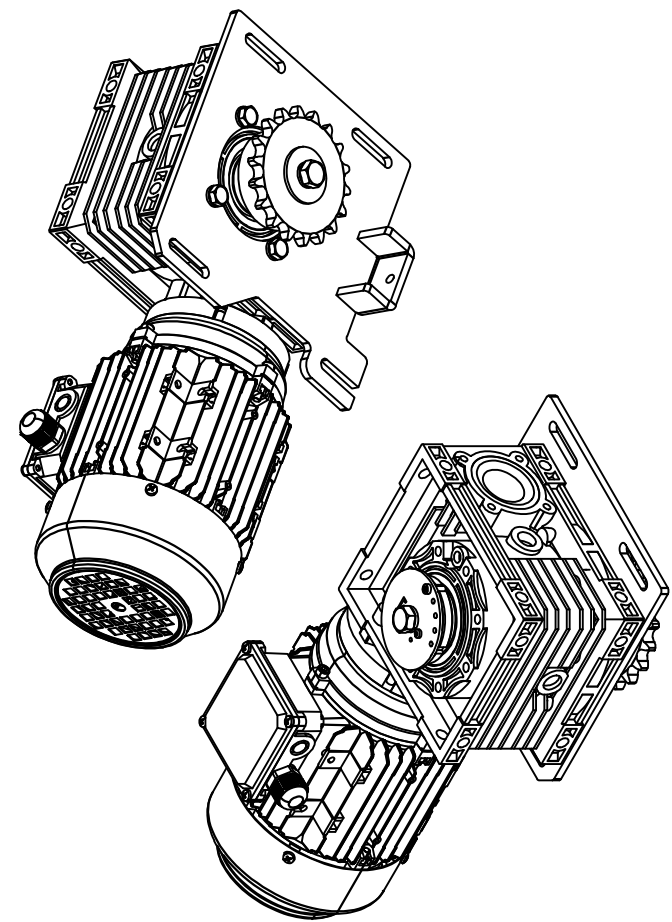
www.fromm-stretch.com

Manufactured in Germany

Copyright © 2014

FS1.0275 Group motorgear for base d.1500/1650mm

Part no.	RIF	Description	Specification English	Q.ty
FS1.0310	1	Motor+gear	Motorgear l=40 0,55Kw Torque limiter	1
N4.7670	15	Gear	Reduction gear SIHAI 50-l=40 71B14	1
N51.1131	16	Motor	Motor Siimotop MS713-4 0,55Kw Frame 71B14 4Poles	1
FS1.2009Z	2	Support	Support zinced for motorgear	1
FS1.2508	3	Shaft	Shaft	1
FS1.2707	4	Locking ring	Locking ring	1
N1.1546	5	Bolt	Hexagonal head cap bolt M10x25 zinced DIN933-UNI5739	2
N1.1589	6	Bolt	Hexagonal head cap bolt M8x18 zinced DIN933-UNI5739	4
N1.6196	7	Washer	Washer M10 10.5x40x2.5	1
N1.6201	8	Washer	Spring lock washer DIN 127 -B- M10	2
N1.6215	9	Washer	Spring lock washer DIN 127 -B- M8	4
N1.7334	10	Screw	Screw TC M4x14 UNI8112 DIN7500-C galvanized	1
N1.7351	11	Screw	Screw TC M3x8 UNI8112 DIN7500-C galvanized	1
N2.3308	12	Key	Key 8x7x40 UNI 6604	2
N2.3349	13	Key	Key 8x7x30 UNI 6604	1
N4.7261	14	Pinion	Pinion	1



FS1.0380.V01

FROMM

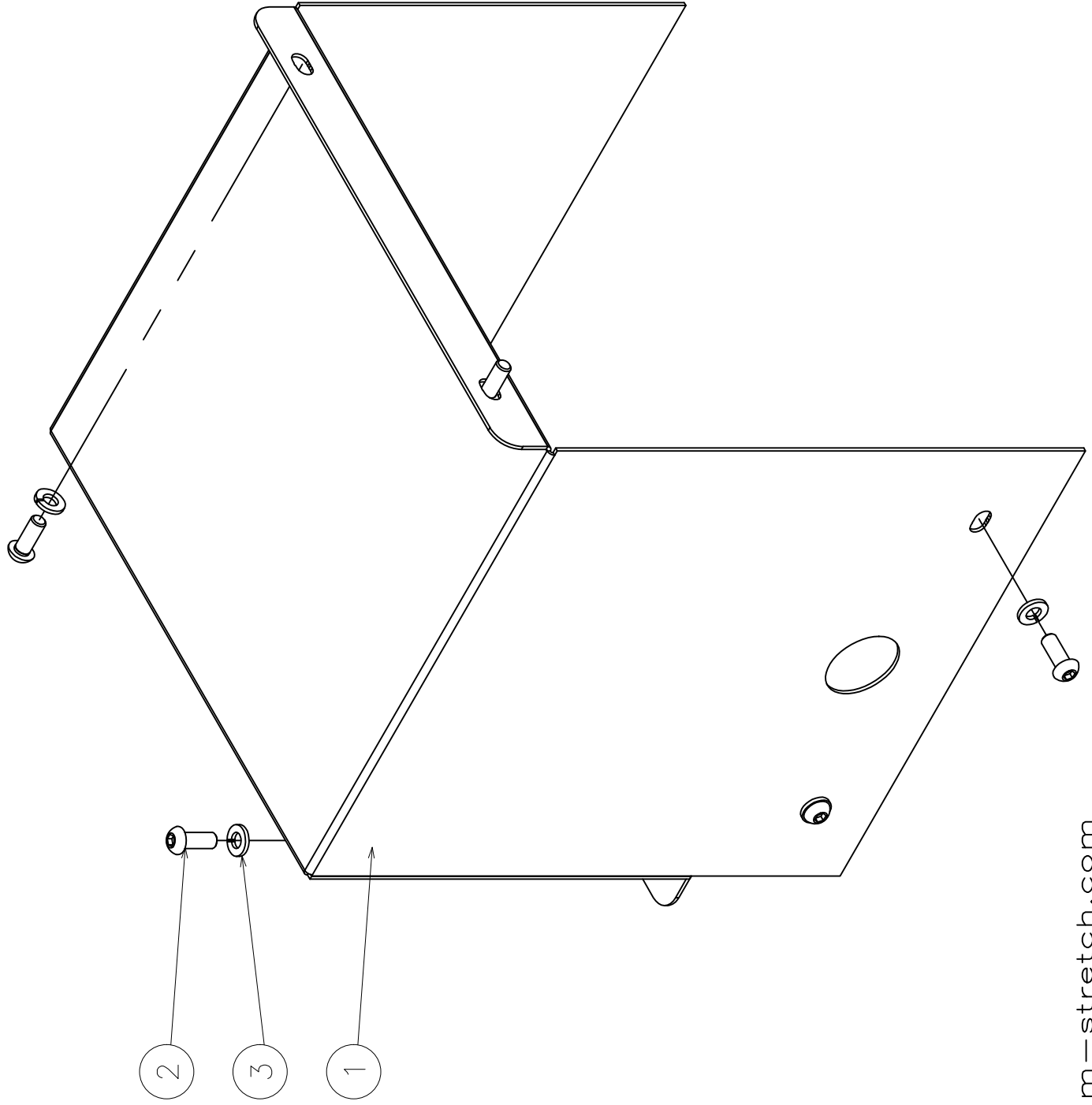
www.fromm-stretch.com

www.fromm-stretch.com

www.fromm-stretch.com

FS1.0380 Group motorgear for base d.1800-2200mm

Part no.	RIF	Description	Specification English	Q.ty
FS1.0387	1	Motor+gear	Motorgear l=40 0,55Kw Torque limiter	1
N4.7673	15	Gear	Reduction gear SIHAI 63-l=40 71B14	1
N51.1131	16	Motor	Motor Siimotop MS713-4 0,55Kw Frame 71B14 4Poles	1
FS1.2846	2	Shaft	Shaft	1
FS1.2849Z	3	Support	Support zined for motorgear	1
FS1.2888	4	Locking ring	Locking ring	1
N1.1546	5	Bolt	Hexagonal head cap bolt M10x25 zined DIN933-UNI5739	2
N1.1589	6	Bolt	Hexagonal head cap bolt M8x18 zined DIN933-UNI5739	4
N1.6196	7	Washer	Washer M10 10.5x40x2.5	1
N1.6201	8	Washer	Spring lock washer DIN 127 -B- M10	2
N1.6215	9	Washer	Spring lock washer DIN 127 -B- M8	4
N1.7334	10	Screw	Screw TC M4x14 UNI8112 DIN7500-C galvanized	1
N1.7351	11	Screw	Screw TC M3x8 UNI8112 DIN7500-C galvanized	1
N2.3308	12	Key	Key 8x7x40 UNI 6604	2
N2.3349	13	Key	Key 8x7x30 UNI 6604	1
N4.7261	14	Pinion	Pinion	1



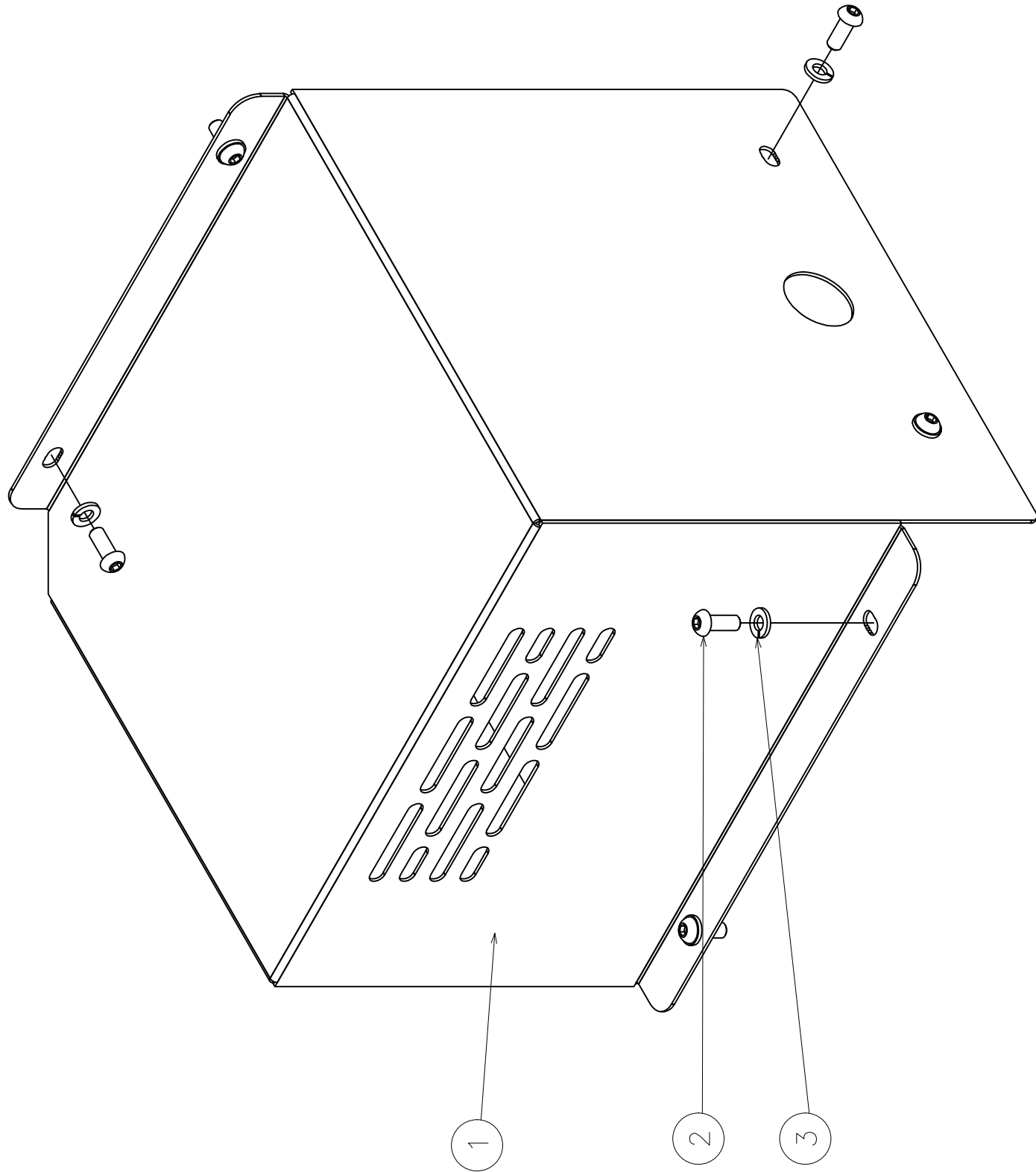
FS1.0297.V01

FROMM

www.fromm-stretch.com

FS1.0297A Group motor carter for base d.1500/1650mm (Blue Sablé RAL5010)

Part no.	RIF	Description	Specification English	Q.ty
FS1.2376A	1	Carter	Painted motor carter for base d.1500/1650mm (Blue Sablé RAL5010)	1
N1.1220	2	Screw	Button head bolt M6x16 zincd UNI7380	6
N1.6204	3	Washer	Spring lock washer M6 zincd DIN127-B- UNI1751/52A	6



FS1.0379.V01

FROMM

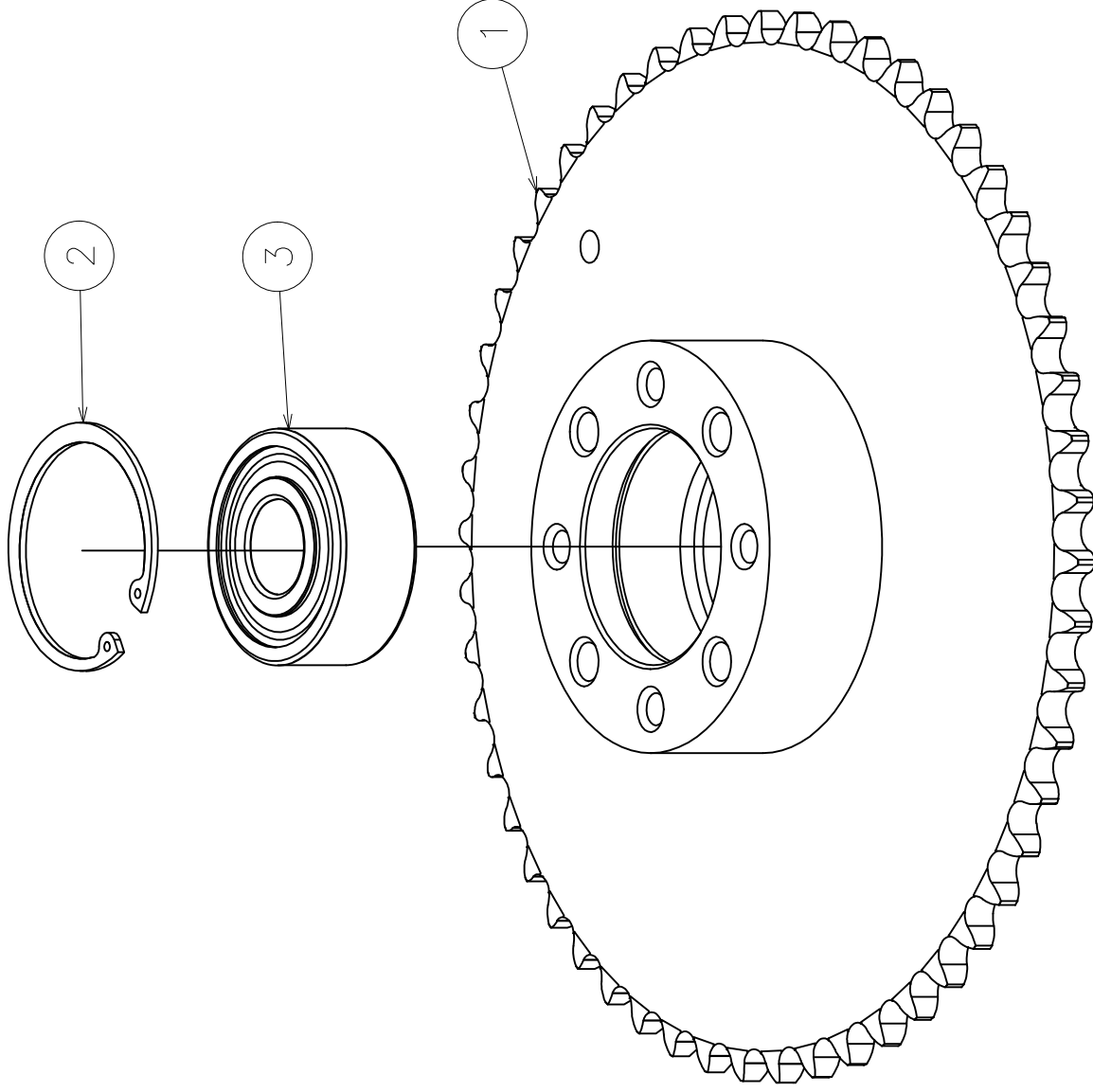
www.fromm-stretch.com

www.fromm-stretch.com

www.fromm-stretch.com

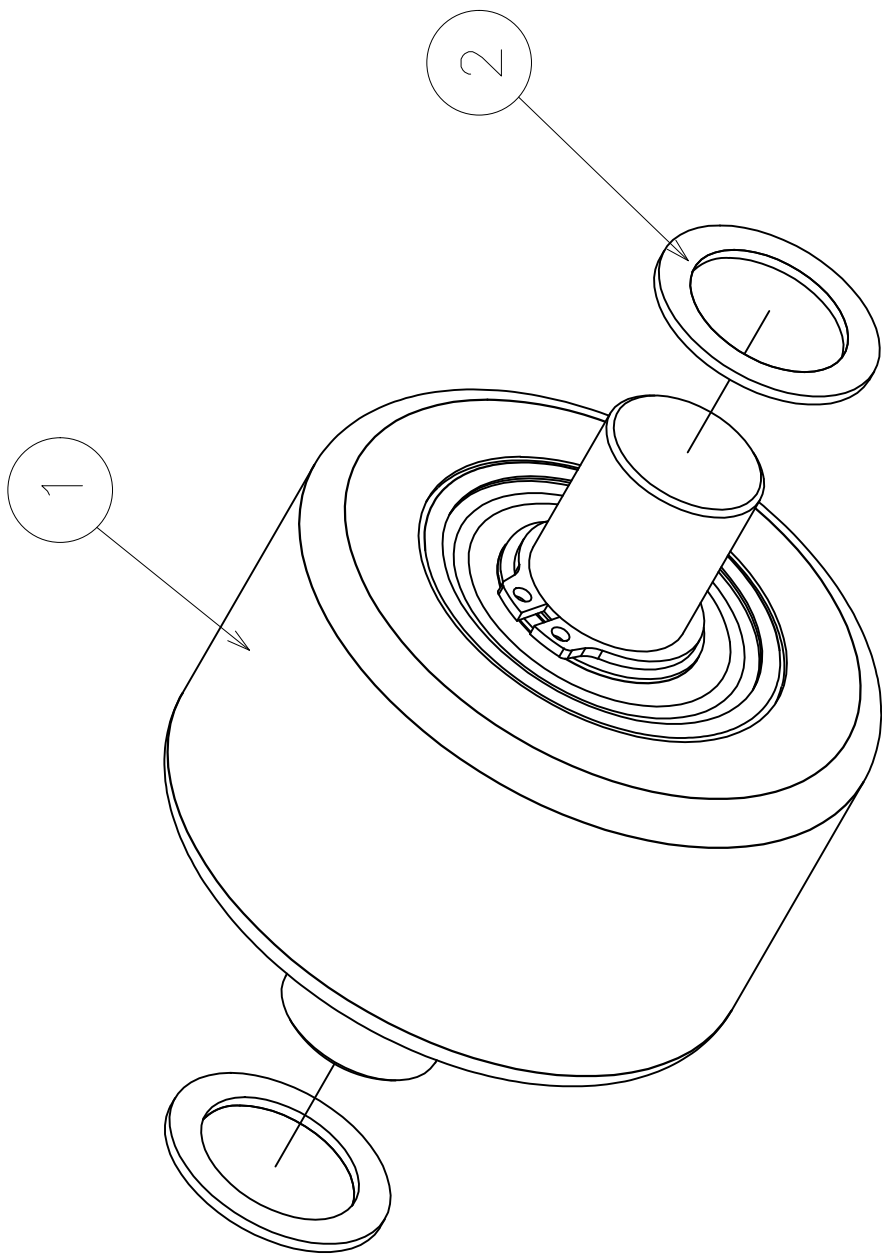
FS1.0379A Group motor carter for base d.1800-2200mm (Blue Sablé RAL5010)

Part no.	RIF	Description	Specification English	Q.ty
FS1.2844A	1	Carter	Painted motor carter for base d.1800-2200mm (Blue Sablé RAL5010)	1
N1.1220	2	Screw	Button head bolt M6x16 zincd UNI7380	6
N1.6204	3	Washer	Spring lock washer M6 zincd DIN127-B- UNI1751/52A	6



FS3.0334 Group gear turntable

Part no.	RIF	Description	Specification English	Q.ty
FS3.2895	1	Gear	Gear turntable	1
N2.1223	2	Seeger	Seeger D.62 TYPE "J" DIN472-UNI 3654/7437	1
N31.1143	3	Ball bearing	Ball Bearing 62305 3RS	1



FS4.0235.V01

FROMM

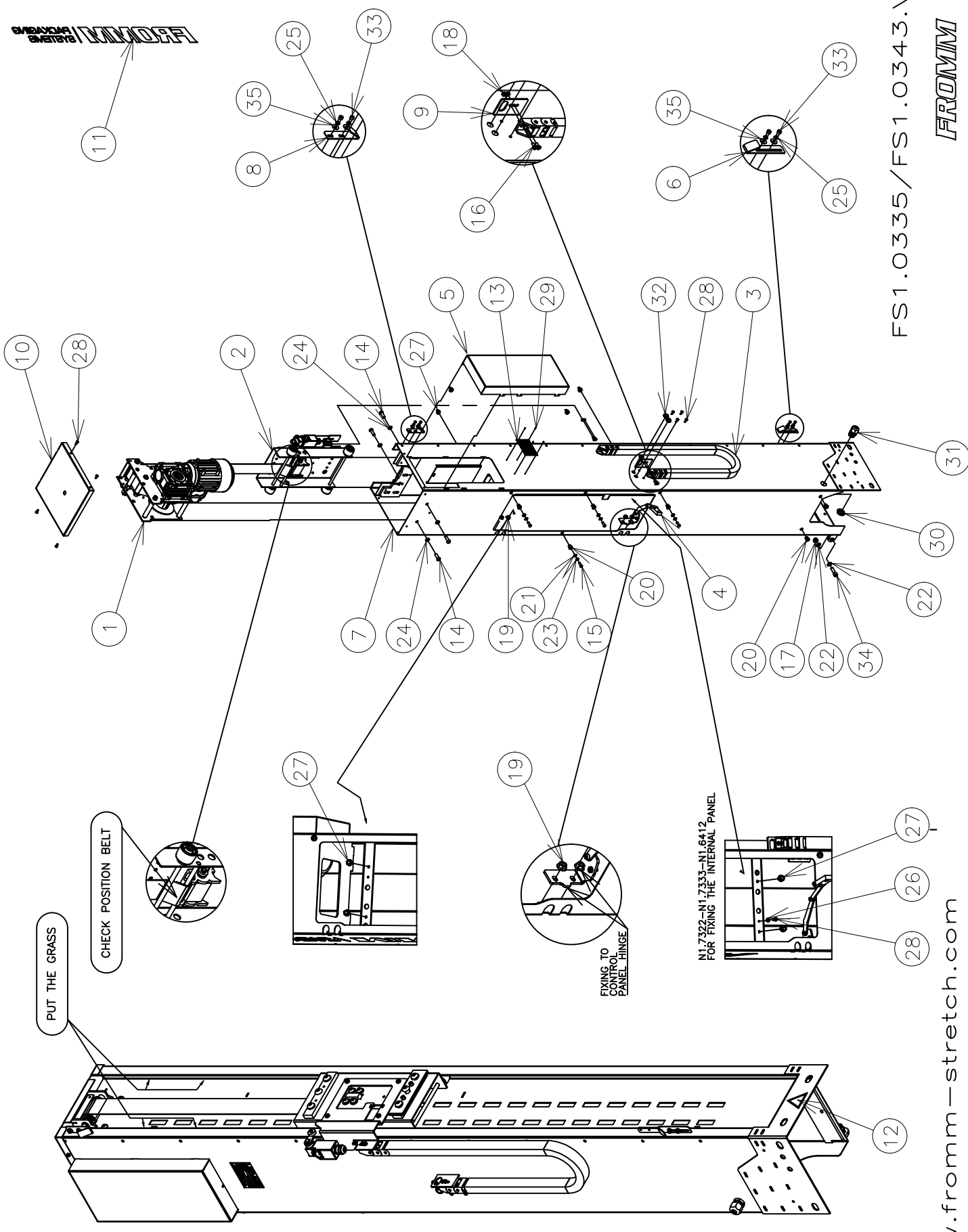
www.fromm-stretch.com

www.fromm-stretch.com

www.fromm-stretch.com

FS4.0235 Completely Roll

Part no.	RIF	Description	Specification English	Q.ty
FS4.0168	1	Roll	Roll	1
N1.6375	2	Washer	Special washer type "PS" d.15x21x1 DIN988	2



PUT THE GRASS

CHECK POSITION BELT

FIXING TO PANEL HINGE

N1.7322-N1.7333-N1.6412 FOR FIXING THE INTERNAL PANEL

FS1.0335/FS1.0343.VO1

FROMM

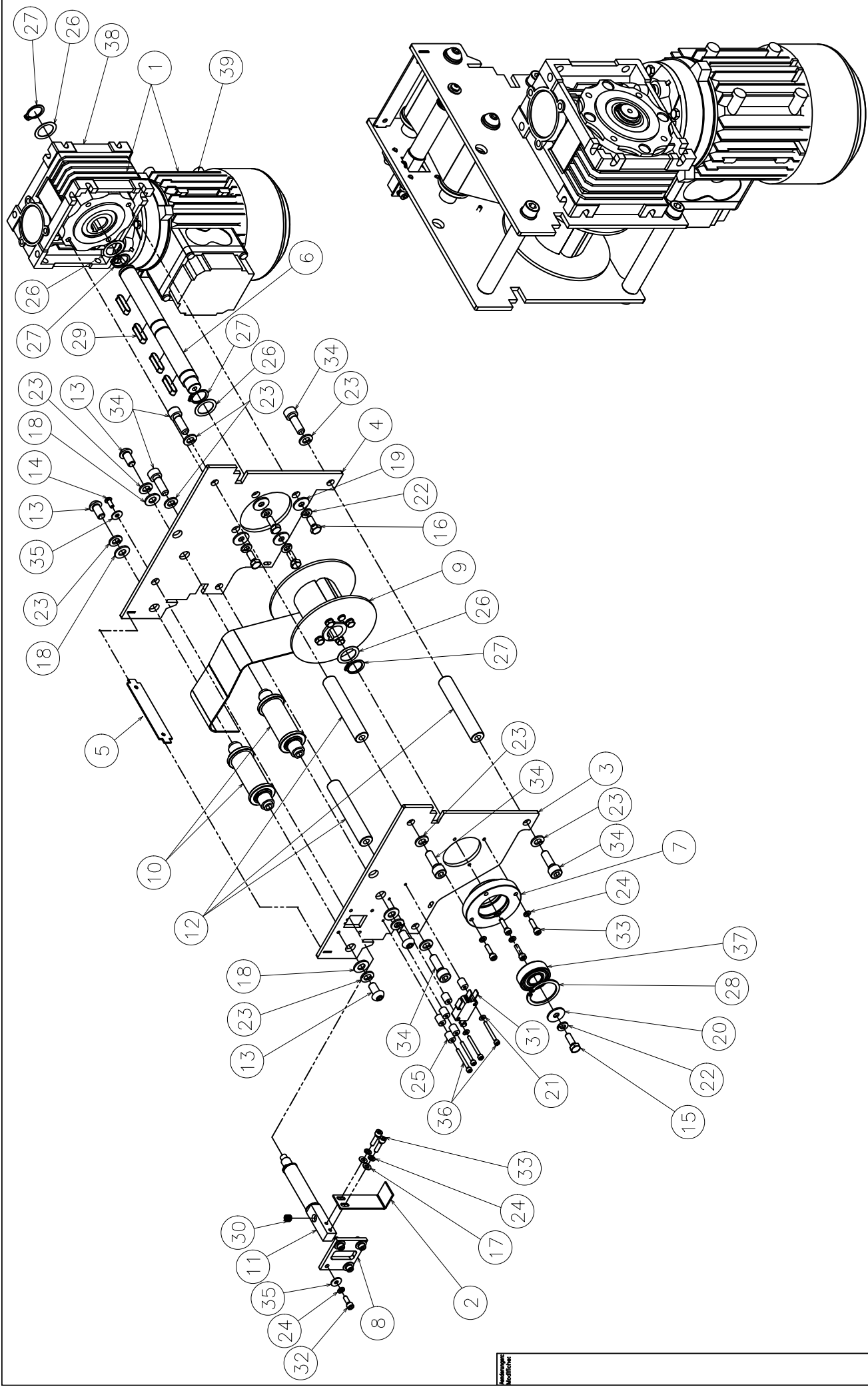
www.fromm-stretch.com

www.fromm-stretch.com

www.fromm-stretch.com

FS1.0335AC/FS1.0343AC Group Mast H.2100/2.500mm (Blue Sablé RAL5010 / Yellow RAL1021)

Part no.	RIF	Description	Specification English	Q.ty
FS1.0242	1	Group	Group motorgear	1
FS1.0266C	2	Group	Group carriage mast	1
FS1.0302	3	Group	Group cable chain H.2100mm	1
FS1.0344	3	Group	Group cable chain H.2500mm	1
FS1.0338	4	Group	Group arm to stop the door	1
FS1.2350A	5	Carter	Painted carter motorgear (Blue Sablé RAL5010)	1
FS1.2470Z	6	Bracket	Lower limit switch bracket	1
FS1.2472A	7	Mast	Painted mast H.2100mm welded (Blue Sablé RAL5010)	1
FS1.2723A	7	Mast	Painted mast H.2500mm welded (Blue Sablé RAL5010)	1
FS1.2475Z	8	Bracket	Upper limit switch bracket	1
FS1.2566A	9	Bracket	Painted bracket to fix cable chain (Blue Sablé RAL5010)	1
FS1.2567A	10	Carter	Painted carter on top of the mast (Blue Sablé RAL5010)	1
FS1.2714	11	Label	Label brand Fromm	1
FS3.2343	12	Label	Label danger "hands and feet"	1
FS4.1184	13	Label	Register label FWS	1
N1.1211	14	Screw	Button head screw M8x20 black cl.10.9	4
N1.1220	15	Screw	Button head screw M6x16 galvanized cl.10.9 ISO7380	4
N1.2180	16	Bolt	Flat head countersunk socket M4x12 galvanized	4
N1.5305	17	Nut	Prevailing hexagon torque / non met. Ins. M8	2
N1.5307	18	Nut	Prevailing hexagon torque / non met. Ins. M4	4
N1.5933	19	Nut	Nut M6 zincd DIN6923	4
N1.5936	20	Rivet	Rivet M6	6
N1.6114	21	Washer	Washer M6 6.4x12.5x1.6 zincd DIN125A-UNI6592	4
N1.6164	22	Washer	Plain washer M8 galvanized DIN125A - UNI6592	4
N1.6204	23	Washer	Spring lock washer M6 galvani. DIN127-B- UNI1751/52A	4
N1.6215	24	Washer	Washer grower M8 black UNI1751/52A	4
N1.6219	25	Washer	Spring lock washer M4 galvani. DIN127-B- UNI1751/52A	4
N1.6412	26	Washer	Washer M4 zincd DIN6798-A- UNI8842A	1
N1.7322	27	Bolt	Hexagon head bolt M6x10 galvanized	4
N1.7333	28	Screw	Screw TC M4x10 UNI8112 DIN7500-C galvanized	9
N2.4902	29	Rivet	Cylindrical head cap rivet C15 UNI7346 D.1.85x4.76 Ni	4
N5.3341	30	Nut	Lock nut M20 grey color RAL 7035	1
N5.3352	31	Gland	Gland M20 D.6-12 grey color RAL 7035	1
N5.3426	32	Grommet	Grommet	2
N11.1115	33	Screw	Cylindrical head cap screw M4x8 galvan. DIN912-UNI5931	4
N11.1149	34	Screw	Cylindrical head cap screw M8x30 gal. DIN912-UNI5931	2
N11.6106	35	Washer	Washer Ø4.3x12x1	4



FS1.0242.V01

FROMM

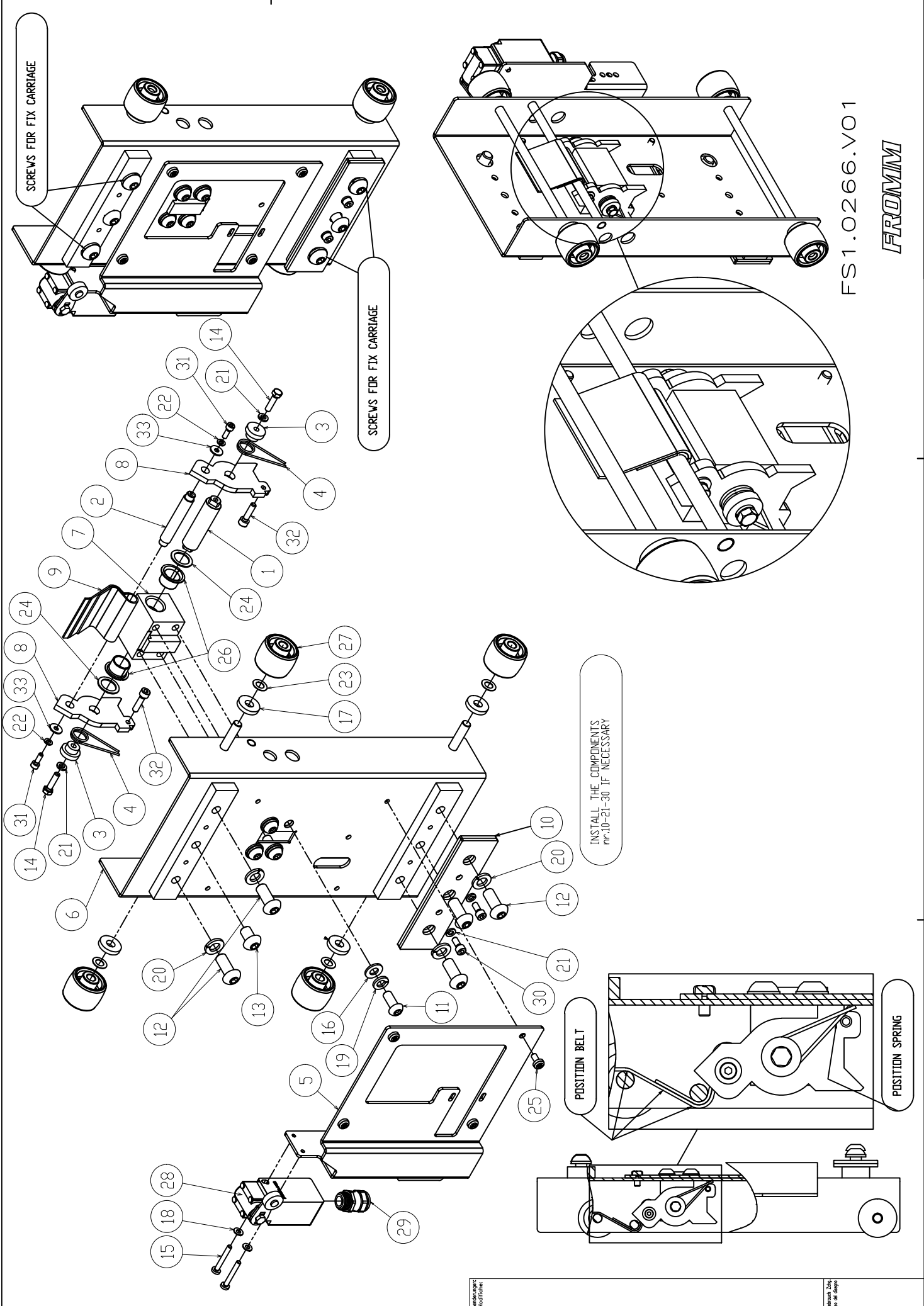
www.fromm-stretch.com

Modellnummer

Modelljahr

FS1.0242 Group motorgear

Part no.	RIF	Description	Specification English	Q.ty
FS1.0308	1	Motor+gear	Motorgear l=100 0,18Kw	1
N4.7668	38	Gear	Reduction gear SIHAI 40-l=100 63B14	1
N51.1130	39	Motor	Motor Siimotop MS632-4 0,18Kw Frame 63 4Poles	1
FS1.2058Z	2	Bracket	Bracket for microswitch zinced	1
FS1.2363Z	3	Plate	External plate zinced	1
FS1.2364Z	4	Plate	Internal plate zinced	1
FS1.2365Z	5	Plate	Rear plate zinced	1
FS1.2448	6	Shaft	Shaft	1
FS3.2209	7	Flange	Flange for ball bearing	1
FS3.2855	8	Plate	Plate group sensor roller	1
FS7.0117	9	Group	Group reel	1
FS7.0120	10	Roll	Roll for the belt	2
FS7.0121	11	Group	Group sensor roller	1
FS7.1163	12	Distan. piece	Distance piece	3
N1.1221	13	Bolt	Button head bolt ISO 7380-M8x16 zinced	4
N1.1230	14	Screw	Button head screw ISO 7380-Mx10 zinced	1
N1.1518	15	Bolt	Hexagonal head bolt M6x18 DIN933-UNI5739	1
N1.1520	16	Bolt	Hexagonal head bolt M6x16 DIN933-UNI5739	4
N1.6115	17	Washer	Plain washer DIN125A M4 zinced	2
N1.6117	18	Washer	Plain washer DIN125A M8 DIAM.8,4x16x1,6 zinced	4
N1.6131	19	Washer	Plain washer DIN9021B M6 DIAM.6,4x18x1,6 zinced	4
N1.6141	20	Washer	Plain washer 6x20x1,5 zinced	1
N1.6190	21	Washer	Washer M3 DIN125 Di=3,2 De=7 sp=0,5	2
N1.6204	22	Washer	Spring lock washer DIN 127 -B- M6 ZN	5
N1.6215	23	Washer	Spring lock washer DIN 127 -B- M8 ZN	10
N1.6219	24	Washer	Spring lock washer DIN 127 -B- M4 ZN	11
N1.6379	25	Distan. piece	Distance piece d3,1xD8x10	6
N1.6390	26	Washer	Washer 18x25x0,5 DIN988	4
N2.1120	27	Seeger	Seeger type H DIN 471 UNI 3653-7435 D.18	4
N2.1206	28	Seeger	Seeger type J DIN 472 UNI 3654-7437 D.35	1
N2.3307	29	Key	Key 6x6x25 UNI 6604	4
N2.5159	30	Spring	Spring 0.5X7X18 / 7.5	1
N5.2390	31	Microswitch	Microswitch 1NO+1NC	1
N11.1116	32	Screw	Cylindrical head screw M4x12 DIN912-UNI5931 cl.8.8	4
N11.1117	33	Screw	Cylindrical head screw M4x16 DIN912-UNI5931 cl.8.8	6
N11.1173	34	Bolt	Cylindrical head bolt M8x25 DIN912-UNI5931 cl.8.8	6
N11.6106	35	Washer	Washer Ø4.3x12x1	5
N12.1114	36	Screw	Cylindrical head screw M3x30 DIN912-UNI5931 cl.8.8	4
N31.1160	37	Ball bearing	Ball bearing 6202.2RS1 15x35x11	1

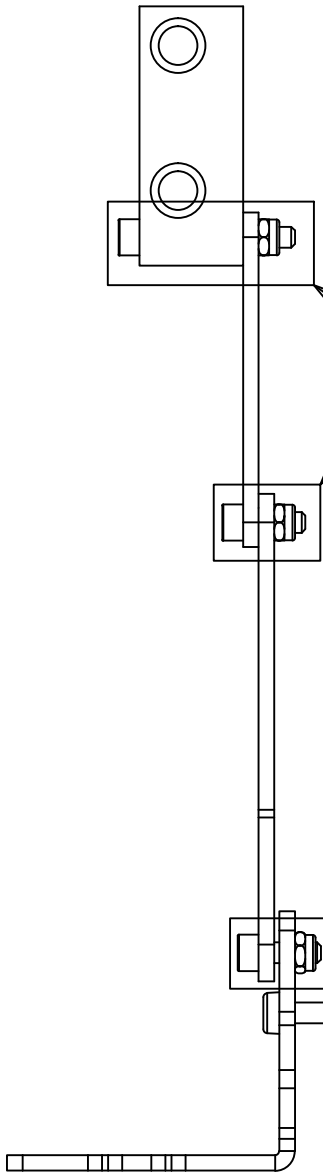


FS1.0266.V01

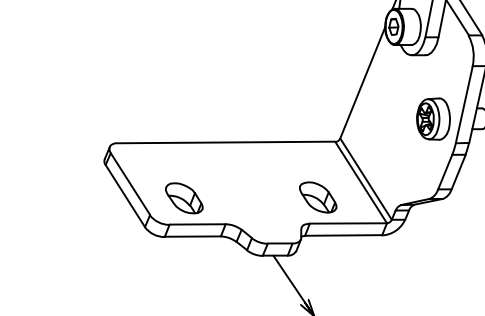
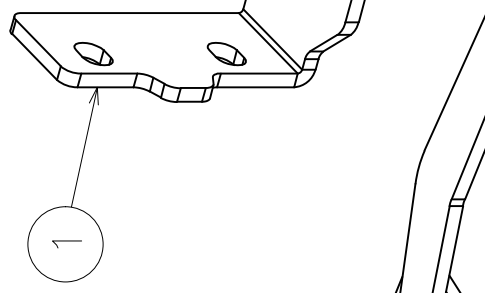
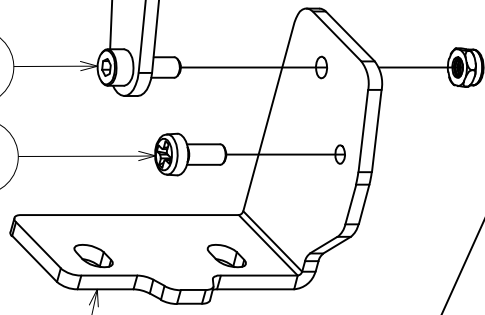
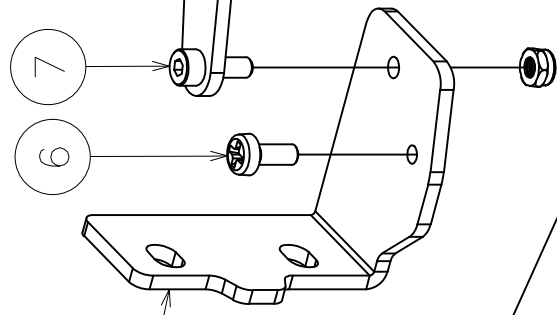
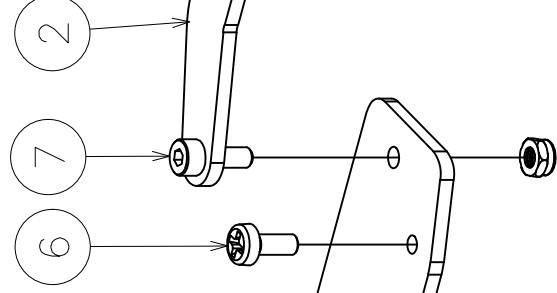
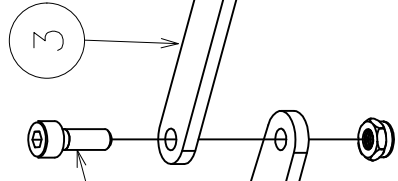
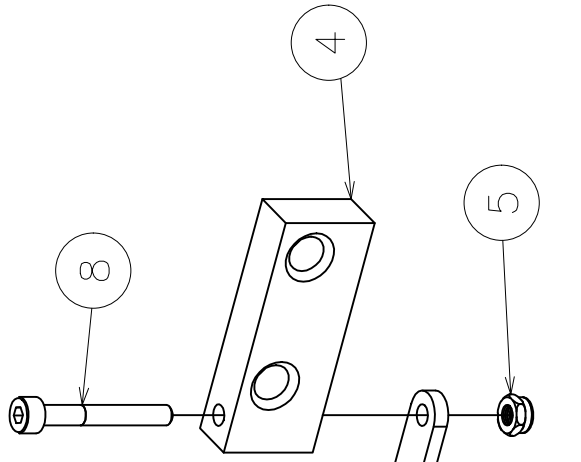
FROMM

FS1.0266C Group carriage mast (Yellow RAL1021)

Part no.	RIF	Description	Specification English	Q.ty
FS1.2029	1	Pin	Pin	1
FS1.2032	2	Pin	Pin	1
FS1.2034	3	Distan. piece	Distance piece	2
FS1.2076	4	Spring	Spring	2
FS1.2452C	5	Bracket	Painted bracket (Yellow RAL1021)	1
FS1.2453C	6	Carriage	Painted carriage (Yellow RAL1021)	1
FS3.2870	7	Block	Block	1
FS3.2883Z	8	Plate	Plate	2
FS7.1212	9	Belt	Belt	1
FS7.1309	10	Plate	Plate	2
N1.1211	11	Screw	Button head screw M8x20 black cl.10.9	4
N1.1228	12	Screw	Button head screw M10x25 galvanized cl.10.9 ISO7380	5
N1.1234	13	Screw	Button head screw M10x25 galvanized ISO7380	1
N1.1504	14	Screw	Hexagonal head screw DIN 933 - M5 x 20 zincd	2
N1.1937	15	Screw	Philips head screw M4x30 galvanized DIN7985A-UNI7687	2
N1.6117	16	Washer	Washer M8 8.4x17x1.6 zincd DIN125A-UNI6592	4
N1.6138	17	Washer	Washer DIN 7349 M8 8,4X21X4 zincd	4
N1.6146	18	Washer	Washer DIN 7349 M4 4,3X9X0,8 nylon	2
N1.6215	19	Washer	Washer grower M8 black UNI1751/52A	4
N1.6216	20	Washer	Spring lock washer M10 galvani. DIN127-B- UNI1751/52A	4
N1.6217	21	Washer	Spring lock washer M5 galvani. DIN127-B- UNI1751/52A	4
N1.6219	22	Washer	Spring lock washer M4 galvani. DIN127-B- UNI1751/52A	2
N1.6315	23	Distan. piece	Distance piece d.8x14x0.5 DIN988	4
N1.6375	24	Washer	Special washer type "PS" 15x21x1	2
N1.7331	25	Screw	Head pin screw DIN7500-C M5x10 zincd	4
N3.3142	26	Bush	Bush 15x17x12	2
N4.2154	27	Wheel	Wheel	4
N5.2387	28	Microswitch	Microswitch	1
N5.3340	29	Nut	Lock nut M16 grey color	1
N11.1101	30	Screw	Cylindrical head screw M5x12 galvani. DIN912-UNI5931	2
N11.1116	31	Screw	Cylindrical head screw M4x12 galvani. DIN912-UNI5931	2
N11.1119	32	Screw	Cylindrical head screw M5x20 galvani. DIN912-UNI5931	2
N11.6106	33	Washer	Washer Ø4.3x12x1	2



FIX THE SCREWS AND NUTS WITHOUT LOCKING TO ALLOW THE ROTATION OF THE JOINTS

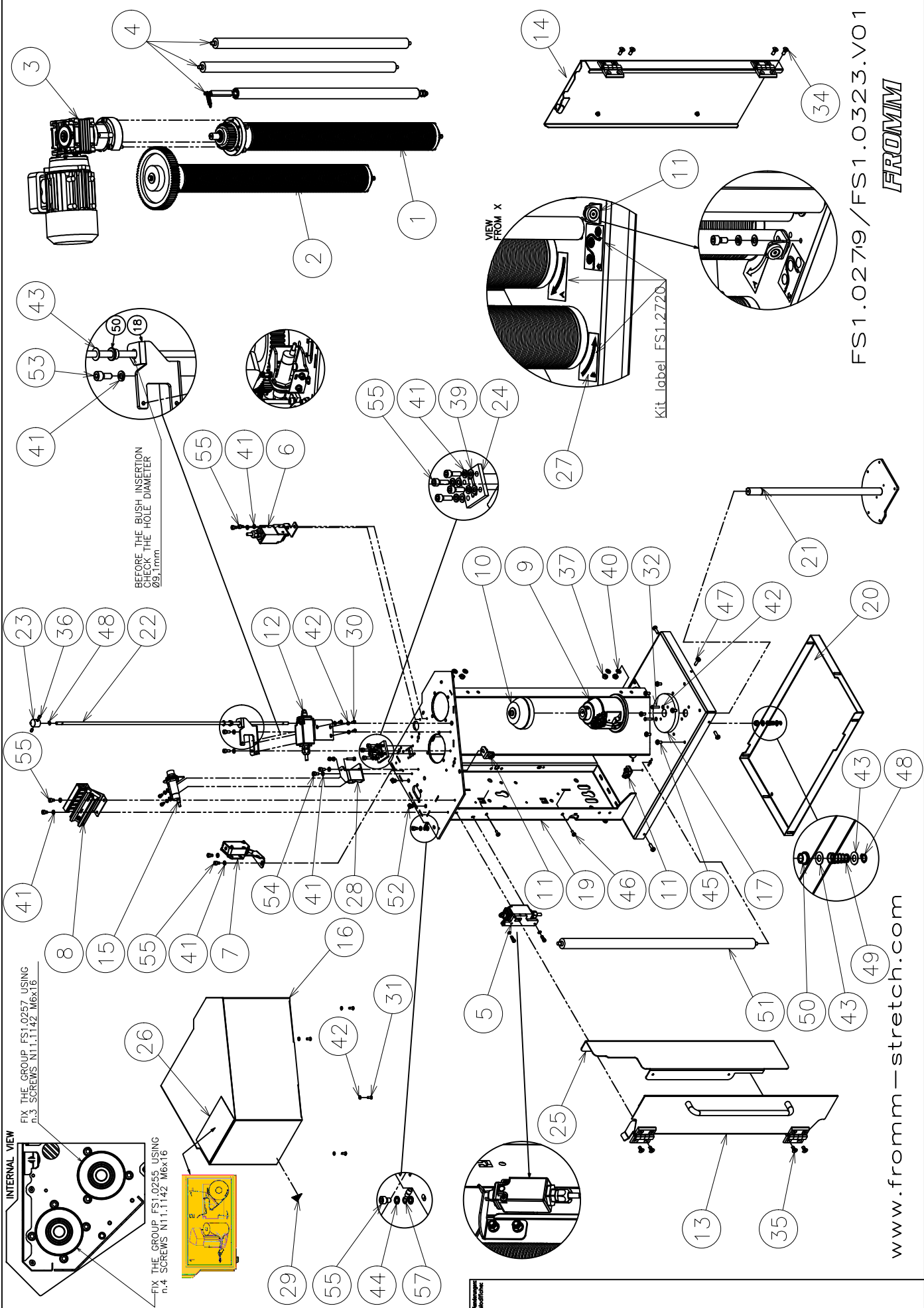


RESPECT THE CORRECT ORIENTATION OF THE COMPONENTS AS INDICATED ON THE DRAWING

CHAMFERS OF FS1.2711 IN THIS DIRECTION

FS1.0338 Group arm to stop the door

Part no.	RIF	Description	Specification English	Q.ty
FS1.2708Z	1	Bracket	Bracket zined	1
FS1.2709Z	2	Arm	Arm zined	1
FS1.2710Z	3	Arm	Arm zined	1
FS1.2711	4	Bracket	Bracket	1
N1.5307	5	Nut	Prevailing hexagon torque / non met. Ins. M4	3
N1.7333	6	Screw	Screw TC M4x10 UNI8112 DIN7500-C galvanized	1
N11.1116	7	Screw	Cylindrical head screw M4x12 gal. DIN912-UNI5931	2
N11.1174	8	Screw	Cylindrical head screw M4x30 gal. DIN912-UNI5931	1



FS1.0279 / FS1.0323.VO1

FROMM

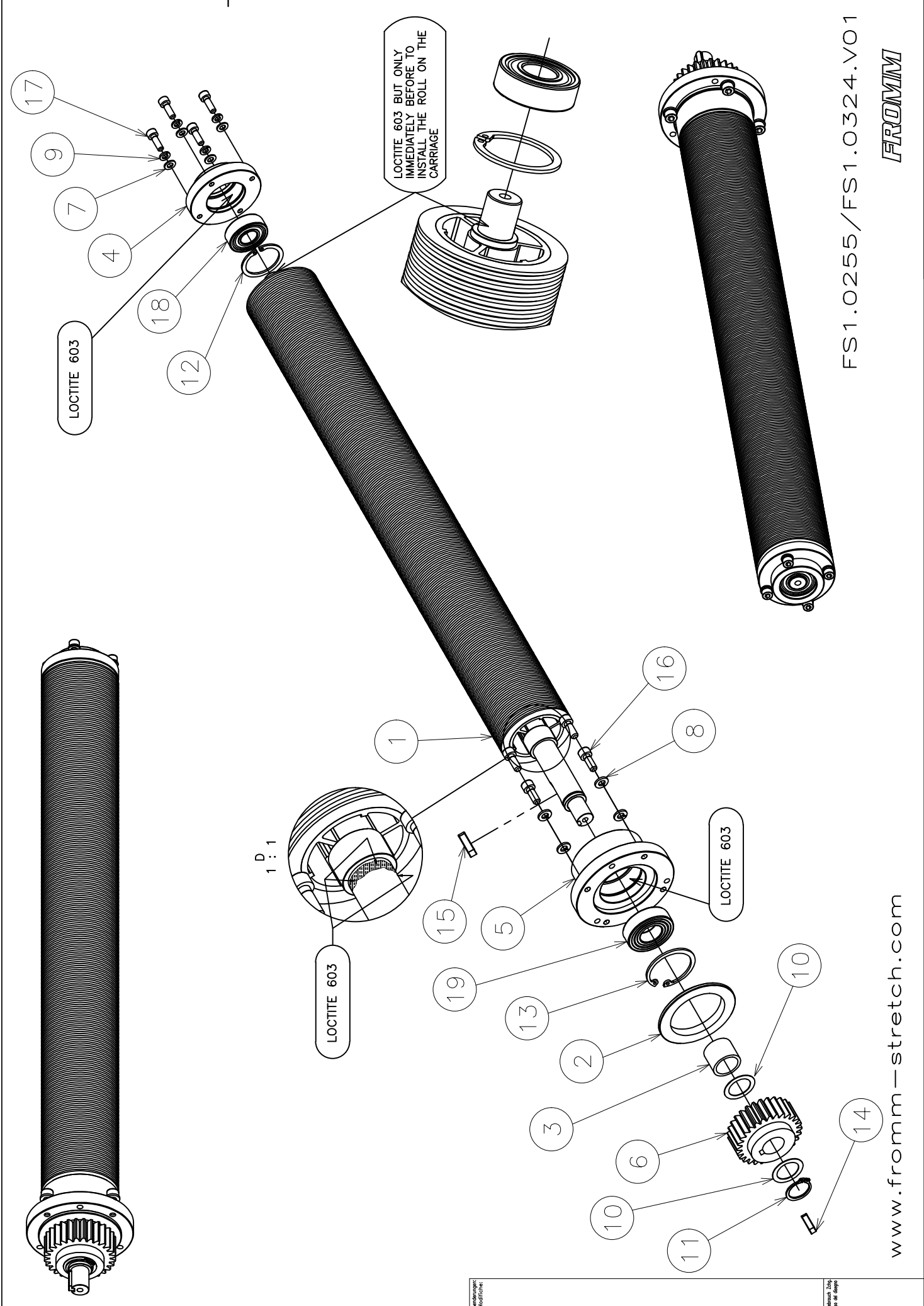
www.fromm-stretch.com

FS1.0279C/FS1.0323C Group Carriage mot. pre-stretch fixed gear 150%-200% (Yel. RAL1021)

Part no.	RIF	Description	Specification English	Q.ty
FS1.0255	1	Group	Group Rubber roll Z=28 for pre-stretch 150%	1
FS1.0324	1	Group	Group Rubber roll Z=25 for pre-stretch 200%	1
FS1.0257	2	Group	Group Rubber roll Z=72 for pre-stretch 150%	1
FS1.0325	2	Group	Group Rubber roll Z=75 for pre-stretch 200%	1
FS1.0258	3	Group	Group motorgear	1
FS1.0276	4	Group	Group free roll	1
FS1.0277	5	Group	Group microswitch back door	1
FS1.0281	6	Group	Group microswitch front door	1
FS1.0282	7	Group	Group photocell	1
FS1.0291	8	Group	Group terminal circuit (board)	1
FS1.0303	9	Group	Group spool-holder	1
FS1.0305	10	Group	Group spool-holder central	1
FS1.0311	11	Group	Group door magnet	4
FS1.0314	12	Group	Group microswitch foot guard	1
FS1.0315C	13	Group	Group back door (Yellow RAL1021)	1
FS1.0316C	14	Group	Group front door (Yellow RAL1021)	1
FS1.0342	15	Group	Group sensor for dancing roller	1
FS1.0352C	16	Group	Group painted top carter carriage (Yellow RAL1021)	1
FS1.2424Z	17	Disk	Disk base spool-holder zinced	1
FS1.2497Z	18	Bracket	Bracket zinced	1
FS1.2501C	19	Structure	Painted structure welded carriage (Yellow RAL1021)	1
FS1.2516C	20	Panel	Painted sheet panel foot guard (Yellow RAL1021)	1
FS1.2518Z	21	Pin	Pin spool-holder zinced	1
FS1.2522	22	Rod	Rod foot guard	1
FS1.2552	23	Cone	Cone microswitch foot guard	1
FS1.2557	24	Polizene	Polizene	1
FS1.2611C	25	Carter	Carter for cable cover (Yellow RAL1021)	1
FS1.2712	26	Label	Label for loading film on carriage with motor pre-stretch	1
FS1.2720	27	Label	Internal kit label for film	1
FS1.2722	28	Support	Support for spring	1
FS3.2341	29	Label	Anti-crushing label	1
N1.1212	30	Screw	Button head bolt M4x6 zinced ISO7380	3
N1.1230	31	Screw	Button head bolt M4x10 zinced ISO7380	4
N1.1236	32	Screw	Button head bolt M4x20 zinced ISO7380	2
N1.1559	33	Screw	Hexagonal head bolt M4x20 zinced UNI5739	1
N1.2108	34	Screw	Socket countersunk hexagon head flat M6x16 DIN7991 bl.	5
N1.2111	35	Screw	Socket countersunk hexagon head flat M6x12 DIN7991 bl.	4
N1.3106	36	Bolt	Bolt M5x6 DIN913-UNI5923/67 black	2
N1.5102	37	Nut	Nut M6 cl.8 PG zinced DIN934-UNI5588/65	4
N1.5307	38	Nut	Nut M4 autoblock zinced	2
N1.6167	39	Washer	Plain washer M5 galvanized DIN125A - UNI6592	4

FS1.0279C/FS1.0323C Group Carriage mot. pre-stretch fixed gear 150%-200% (Yel. RAL1021)

Part no.	RIF	Description	Specification English	Q.ty
N1.6204	40	Washer	Spring lock washer M6 galvani. DIN127-B- UNI1751/52A	4
N1.6217	41	Washer	Spring lock washer M5 galvani. DIN127-B- UNI1751/52A	14
N1.6219	42	Washer	Spring lock washer M4 galvani. DIN127-B- UNI1751/52A	9
N1.6331	43	Washer	Special washer type "P" 6x12x0.5 DIN988	3
N1.6401	44	Washer	Serrated washer M5	2
N1.7331	45	Screw	Screw TC M5x10 UNI8112 DIN7500-C galvanized	6
N1.7333	46	Screw	Screw TC M4x10 UNI8112 DIN7500-C galvanized	2
N1.7339	47	Screw	Screw TC M5x16 UNI8112 DIN7500-C galvanized	6
N2.1118	48	Seeger	Seeger D.6 Type A DIN 471	2
N2.5207	49	Spring	Spring 0.8x8(10.5)x20/6	1
N3.3317	50	Bush	Bush d.int.6mm d.est.9mm L=6mm type plastic	2
N4.2219	51	Roll	Free roll L=577	1
N5.3428	52	Base	Base to fix cable tie	2
N11.1101	53	Screw	Cylindrical head cap screw M5x12 gal. DIN912-UNI5931	2
N11.1118	54	Screw	Cylindrical head cap screw M5x10 gal. DIN912-UNI5931	2
N11.1134	55	Screw	Cylindrical head cap screw M5x8 gal. DIN912-UNI5931	7
N11.1147	56	Screw	Cylindrical head cap screw M5x16 gal. DIN912-UNI5931	4
N51.2165	57	Terminal	Terminal RF-M5 cembre	1



FS1.0255/FS1.0324.V01

FROMM

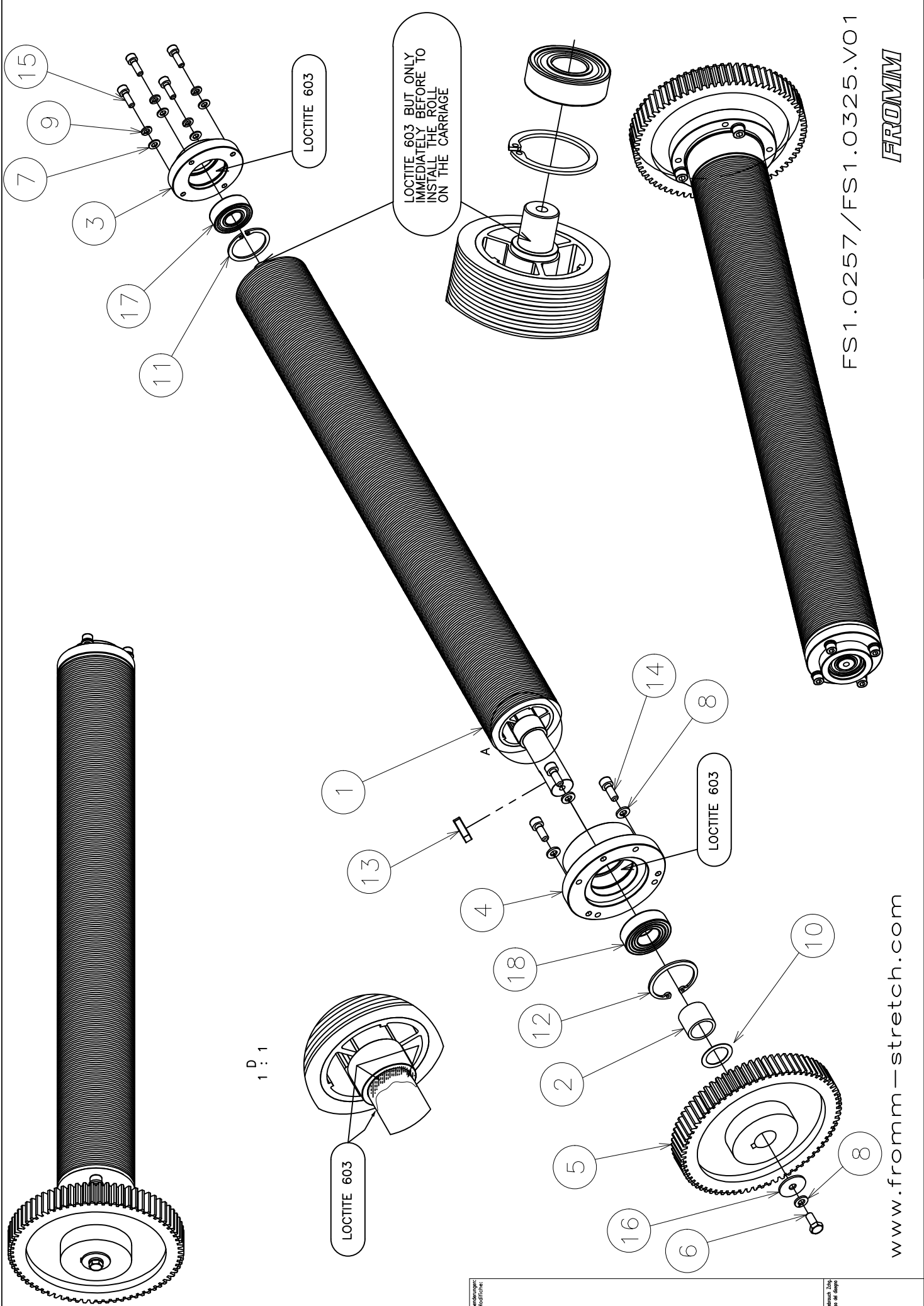
www.fromm-stretch.com

www.fromm-stretch.com

FROMM

FS1.0255/FS1.0324 Group Rubber roll Z=28 (150% pre-stretch) / Z=25 (200% for pre-stretch)

Part no.	RIF	Description	Specification English	Q.ty
FS1.2416	1	Roll	Rubber roll	1
FS1.2421	2	Ring	Ring	1
FS1.2489	3	Tube	Tube distance piece	1
FS3.2209	4	Flange	Flange	1
FS7.1108	5	Flange	Top flange	1
FS7.1729	6	Gear	Gear wheel Z=28 (for pre-stretch 150%)	1
FS7.1730	6	Gear	Gear wheel Z=25 (for pre-stretch 200%)	1
N1.6167	7	Washer	Plain washer M5 galvanized DIN125A - UNI6592	4
N1.6204	8	Washer	Spring lock washer M6 galvani. DIN127-B- UNI1751/52A	4
N1.6217	9	Washer	Spring lock washer M5 galvani. DIN127-B- UNI1751/52A	4
N1.6327	10	Washer	Special washer 20x28x0.5 DIN988	2
N2.1108	11	Seeger	Seeger D.20 Type A DIN 471	1
N2.1206	12	Seeger	Seeger.35 type "J" UNI 3654/7437	1
N2.1222	13	Seeger	Seeger.42 type "J" UNI 3654/7437	1
N2.3305	14	Key	Key 5x5x20 DIN 6885	1
N2.3307	15	Key	Key 6x6x25 DIN 6885	1
N11.1142	16	Bolt	Cylindrical head cap bolt M6x16 gal. DIN912-UNI5931	4
N11.1147	17	Screw	Cylindrical head cap screw M5x16 gal. DIN912-UNI5931	4
N31.1160	18	Ball bearing	Ball bearing 15x35x11 6202.2RS1	1
N31.1183	19	Ball bearing	Ball bearing 6004.2RSH	1



FS1.0257/FS1.0325.V01

FROMM

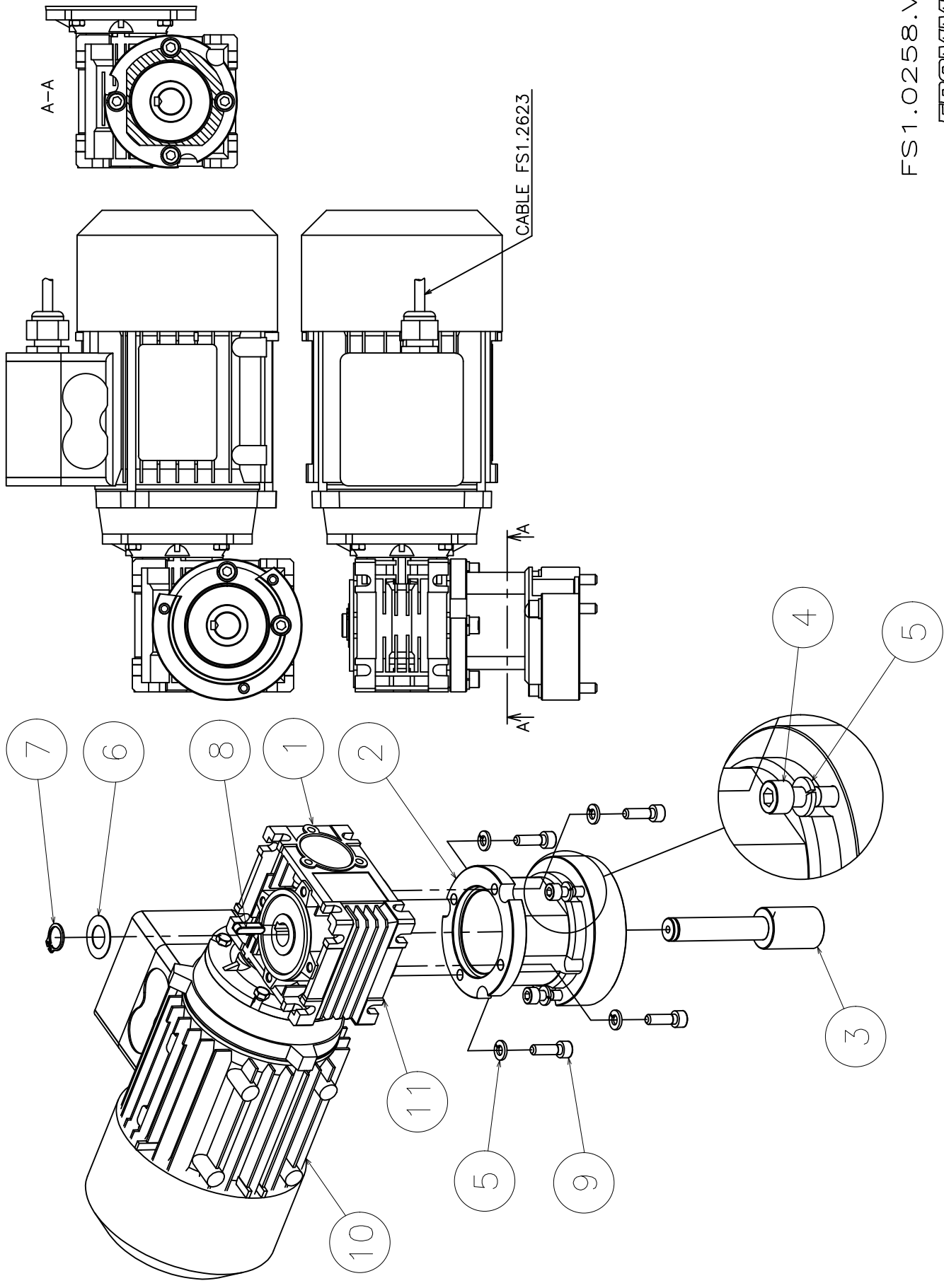
www.fromm-stretch.com

Alle Angaben ohne Gewähr

© 2014 Fromm

FS1.0257/FS1.0325 Group Rubber roll Z=72 (150% pre-stretch) / Z=75 (200% for pre-stretch)

Part no.	RIF	Description	Specification English	Q.ty
FS1.2419	1	Roll	Rubber roll	1
FS1.2489	2	Tube	Tube distance piece	1
FS3.2209	3	Flange	Flange	1
FS7.1108	4	Flange	Top flange	1
FS7.1726	5	Gear	Gear wheel Z=72 (for pre-stretch 150%)	1
FS7.1727	5	Gear	Gear wheel Z=75 (for pre-stretch 200%)	1
N1.1402	6	Bolt	Hexagon head bolt M8x25 galvanized UNI5739/65 DIN933	1
N1.6167	7	Washer	Plain washer M5 galvanized DIN125A - UNI6592	4
N1.6204	8	Washer	Spring lock washer M6 galvani. DIN127-B- UNI1751/52A	4
N1.6217	9	Washer	Spring lock washer M5 galvani. DIN127-B- UNI1751/52A	4
N1.6327	10	Washer	Special washer 20x28x0.5 DIN988	1
N2.1206	11	Seeger	Seeger.35 type "J" UNI 3654/7437	1
N2.1222	12	Seeger	Seeger.42 type "J" UNI 3654/7437	1
N2.3307	13	Key	Key 6x6x25 DIN 6885	1
N11.1142	14	Bolt	Cylindrical head cap bolt M6x16 gal. DIN912-UNI5931	3
N11.1147	15	Screw	Cylindrical head cap screw M5x16 gal. DIN912-UNI5931	4
N11.6105	16	Washer	Plain washer M6 galvanized 6.4x24 UNI6593 ISO7093	1
N31.1160	17	Ball bearing	Ball bearing 15x35x11 6202.2RS1	1
N31.1183	18	Ball bearing	Ball bearing 6004.2RSH	1



A-A

CABLE FS1.2623

A

A

FS1.0258.V01

FROMM

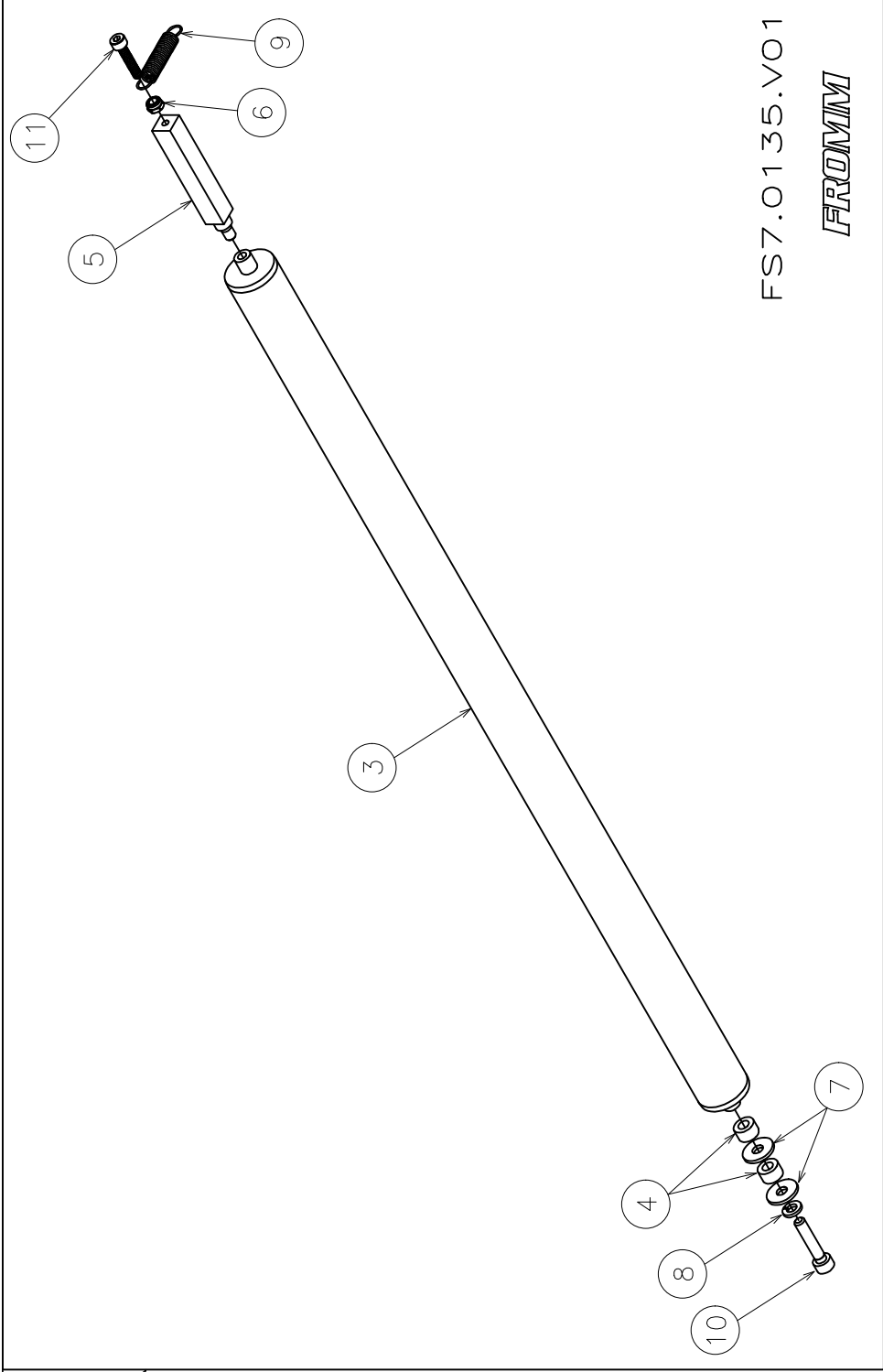
www.fromm-stretch.com

Modellnummer

Zeichnung 2008-03-05

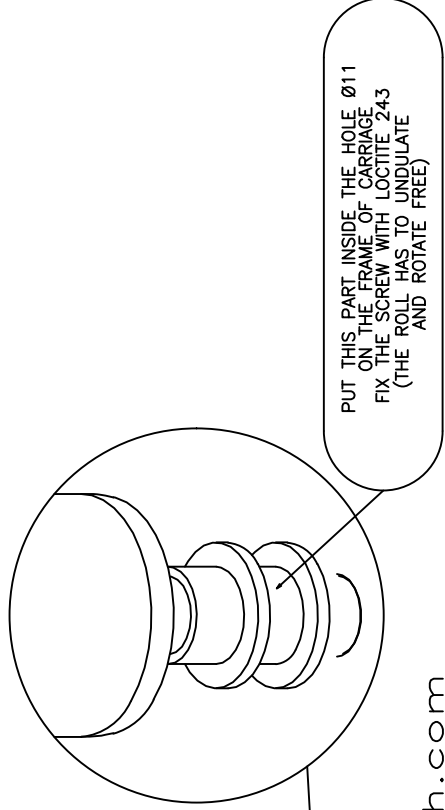
FS1.0258 Group motorgear

Part no.	RIF	Description	Specification English	Q.ty
FS1.0309	1	Motor+gear	Motorgear l=40 0,55Kw Torque limiter	1
N51.1147	10	Motor	Motor Siimotop 633-2 0,37Kw Frame 63 2Poles	1
N4.7669	11	Gear	Reduction gear SIHAI 30-l=7,5 63B14	1
FS1.2420	2	Flange	Flange	1
FS1.2488	3	Shaft	Shaft	1
N1.1154	4	Bolt	Cylindrical head cap bolt M6x35 gal. DIN912-UNI5931	3
N1.6204	5	Washer	Spring lock washer M6 galvani. DIN127-B- UNI1751/52A	7
N1.6310	6	Washer	Special washer 14x26x0.5 DIN988	1
N2.1117	7	Seeger	Seeger D.14 Type A DIN 471	1
N2.3305	8	Key	Key 5x5x20 DIN 6885	2
N11.1143	9	Screw	Cylindrical head screw M6x30 galvani. DIN912/UNI5931	4



FS7.0135.V01

FROMM



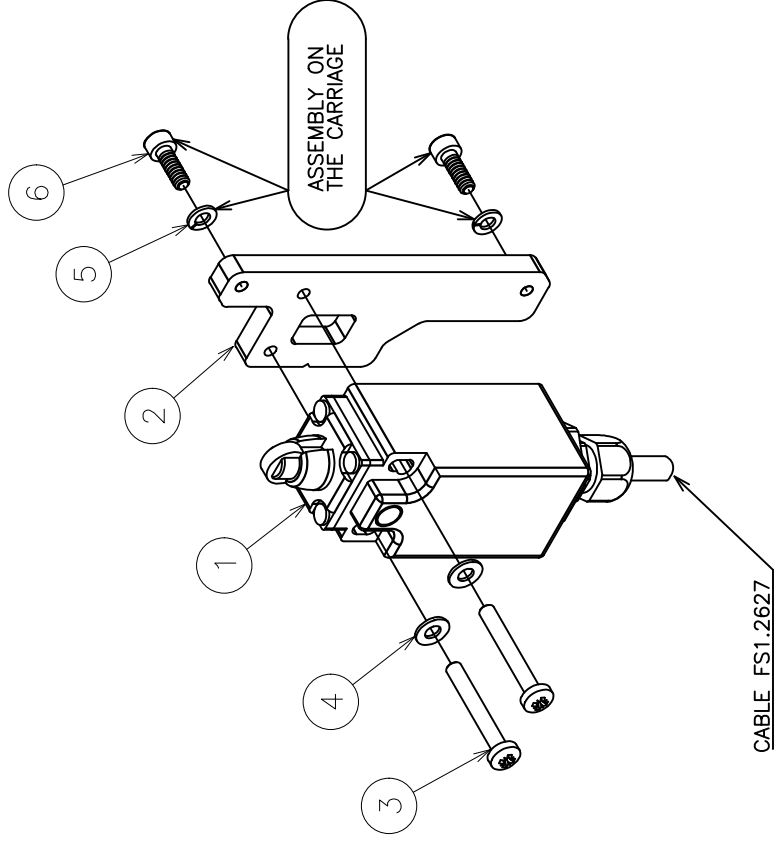
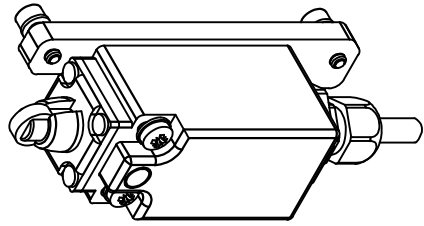
FS1.0276.V01

FROMM

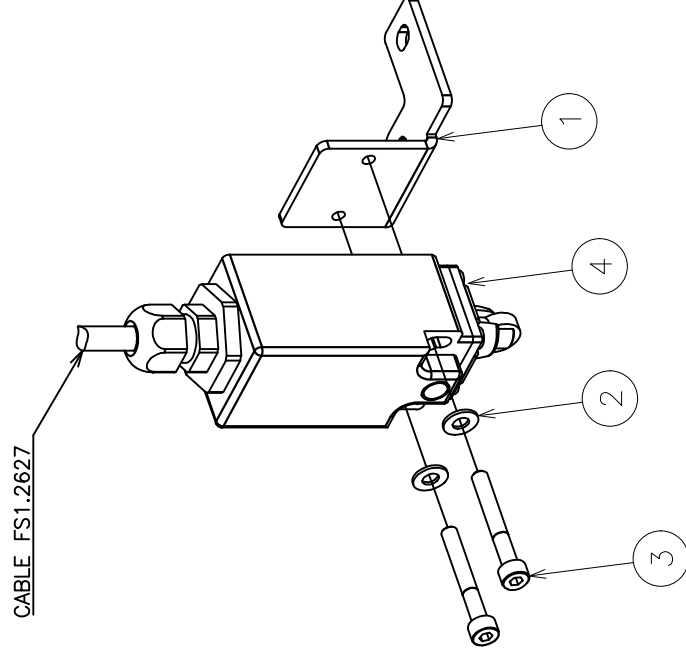
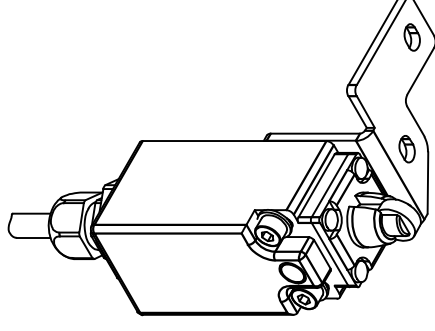
www.fromm-stretch.com

FS1.0276/FS7.0135 Group free roll

Part no.	RIF	Description	Specification English	Q.ty
N4,2219	1	Roll	Free roll L=577	2
FS7.0135	2	Group	Group dancing roller	1
FS7.0244	3	Group	Group free roll	1
FS7.1243	4	Distan. piece	Distance piece	2
FS7.1287	5	Parallelopi.	Iron parallelopiped	1
N1.5307	6	Nut	Prevailing hexagon torque / non met. Ins. M4	1
N1.6125	7	Washer	Washer M5 5.3x15x1.2 zincd DIN9021-UNI6593	2
N1.6217	8	Washer	Spring lock washer M5 galvani. DIN127-B- UNI1751/52A	1
N2.5334	9	Spring	Spring 1x7.5x33x24	1
N11.1120	10	Screw	Cylindrical head cap screw M5x25 gal. DIN912-UNI5931	1
N11.1145	11	Screw	Cylindrical head cap screw M4x20 gal. DIN912-UNI5931	1



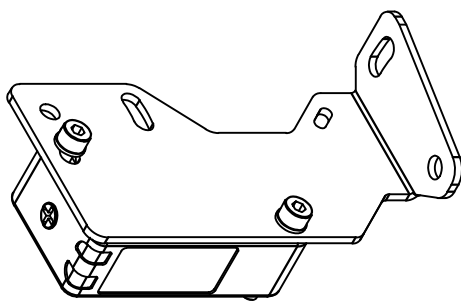
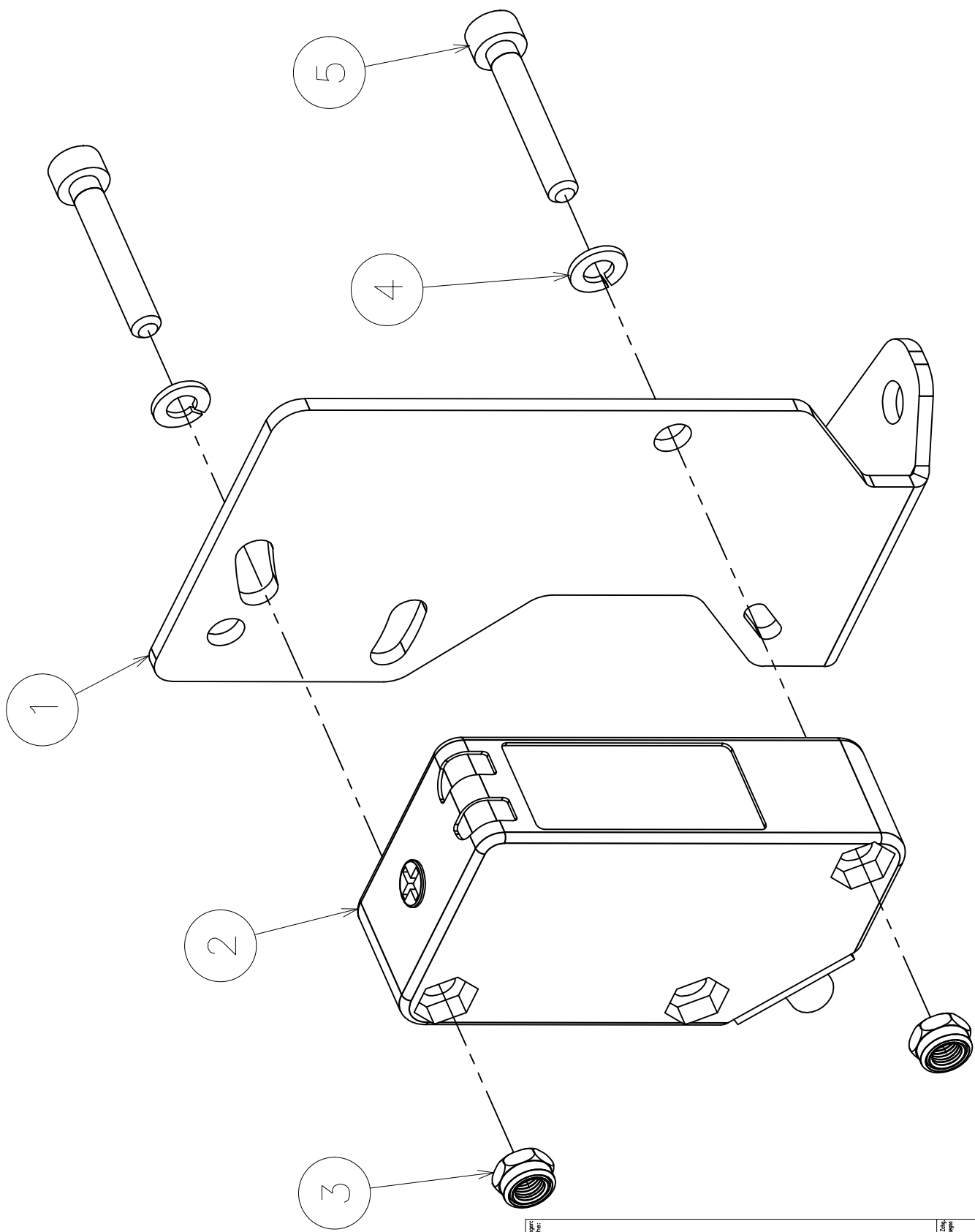
FS1.0277.VO1



FS1.0281.VO1

FS1.0277/FS1.0281 Group microswitch back door / front door

Part no.	RIF	Description	Specification English	Q.ty
FS1.0277		Group	Group microswitch back door	1
FS1.0313	1	Group	Group microswitch door	1
FS1.2491Z	2	Support	Support zinced	1
N1.1937	3	Screw	Philips head screw M4x30 galvanized DIN7985A-UNI7687	2
N1.6115	4	Washer	Plain Washer M4 zinced DIN125A-UNI6592/69	2
N1.6219	5	Washer	Spring lock washer M4 galvani. DIN127-B- UNI1751/52A	2
N11.1116	6	Screw	Cylindrical head cap screw M4x12 gal. DIN912-UNI5931	2
FS1.0281		Group	Group microswitch front door	1
FS1.2545Z	1	Support	Support zinced	1
N1.6115	2	Washer	Plain Washer M4 zinced DIN125A-UNI6592/69	2
N11.1174	3	Screw	Cylindrical head cap screw M4x30 gal. DIN912-UNI5931	2
FS1.0313	4	Group	Group microswitch door	1



FS1.0282.V01

FROMM

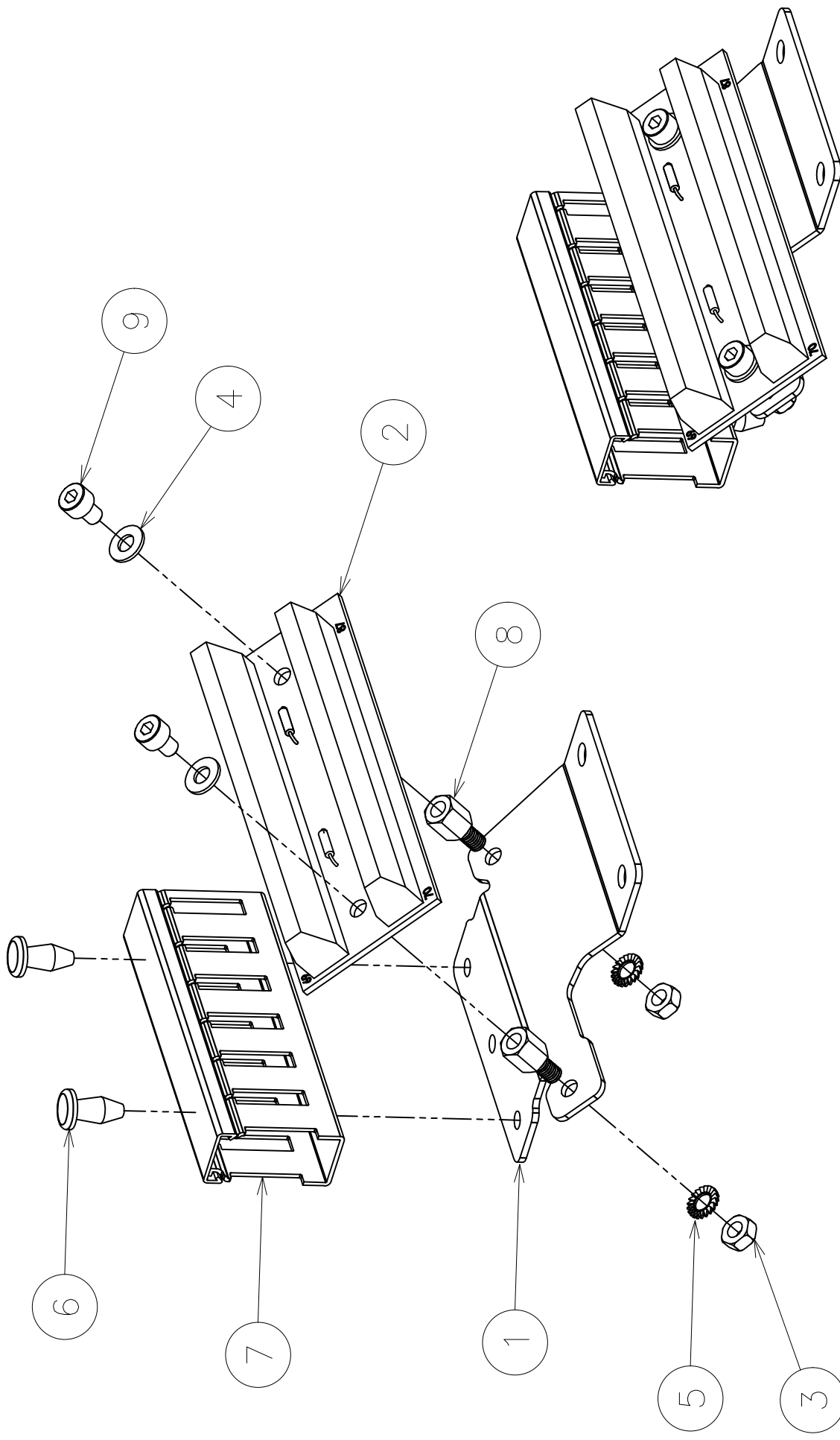
www.fromm-stretch.com

www.fromm-stretch.com

www.fromm-stretch.com

FS1.0282 Group photocell

Part no.	RIF	Description	Specification English	Q.ty
FS1.2496Z	1	Bracket	Bracket zincod	1
FS1.2631	2	Photocell	Photocell RL31 with cable (only photocell code N51.2614)	1
N1.5307	3	Nut	Prevailing hexagon torque / non met. Ins. M4	2
N1.6219	4	Washer	Spring lock washer M4 galvani. DIN127-B- UNI1751/52A	2
N12.1113	5	Screw	Cylindrical head cap screw M4x25 gal. DIN912-UNI5931	2

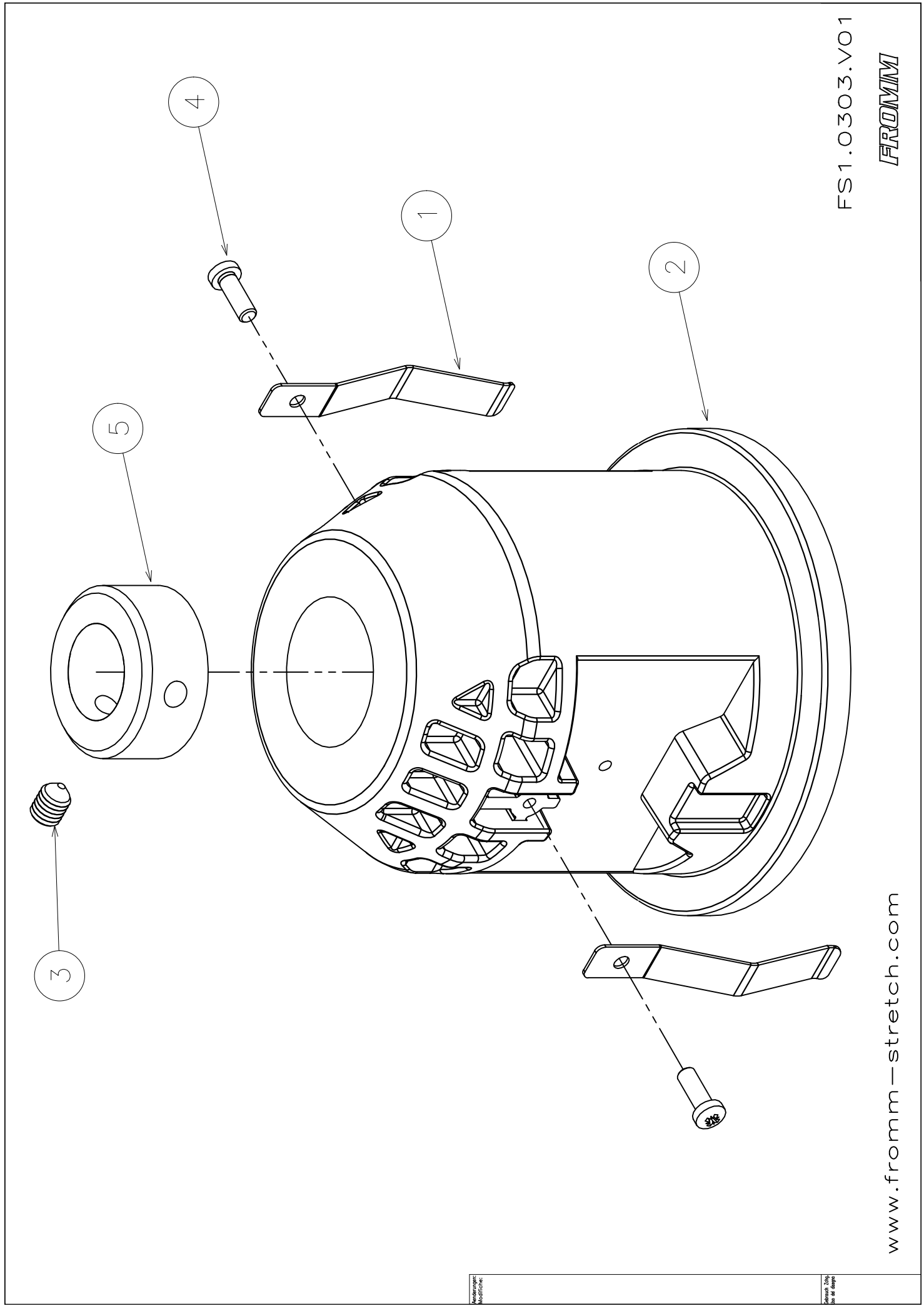


www.fromm.com

FS1.0291.V01

FS1.0291 Group terminal circuit (board)

Part no.	RIF	Description	Specification English	Q.ty
FS1.2542Z	1	Bracket	Bracket zinced	1
FS1.2596	2	Termi. circuit	Terminal circuit (board)	1
N1.5124	3	Nut	Nut M4 cl.8 PG zinced DIN934-UNI5588/65	2
N1.6146	4	Washer	Washer Nylon 6.6 DIN125A M4 4.3x9x0.8	2
N1.6412	5	Washer	Serrated washer M4	2
N5.3748	6	Rivet	Rivet ductafix R4	2
N5.3756	7	Cable duct	Cable duct L=80	1
N5.3810	8	Distan. piece	Distance piece (male-female) M4 L=8mm	2
N11.1114	9	Screw	Cylindrical head cap screw M4x6 gal. DIN912-UNI5931	2



FS1.0303.V01

FROMM

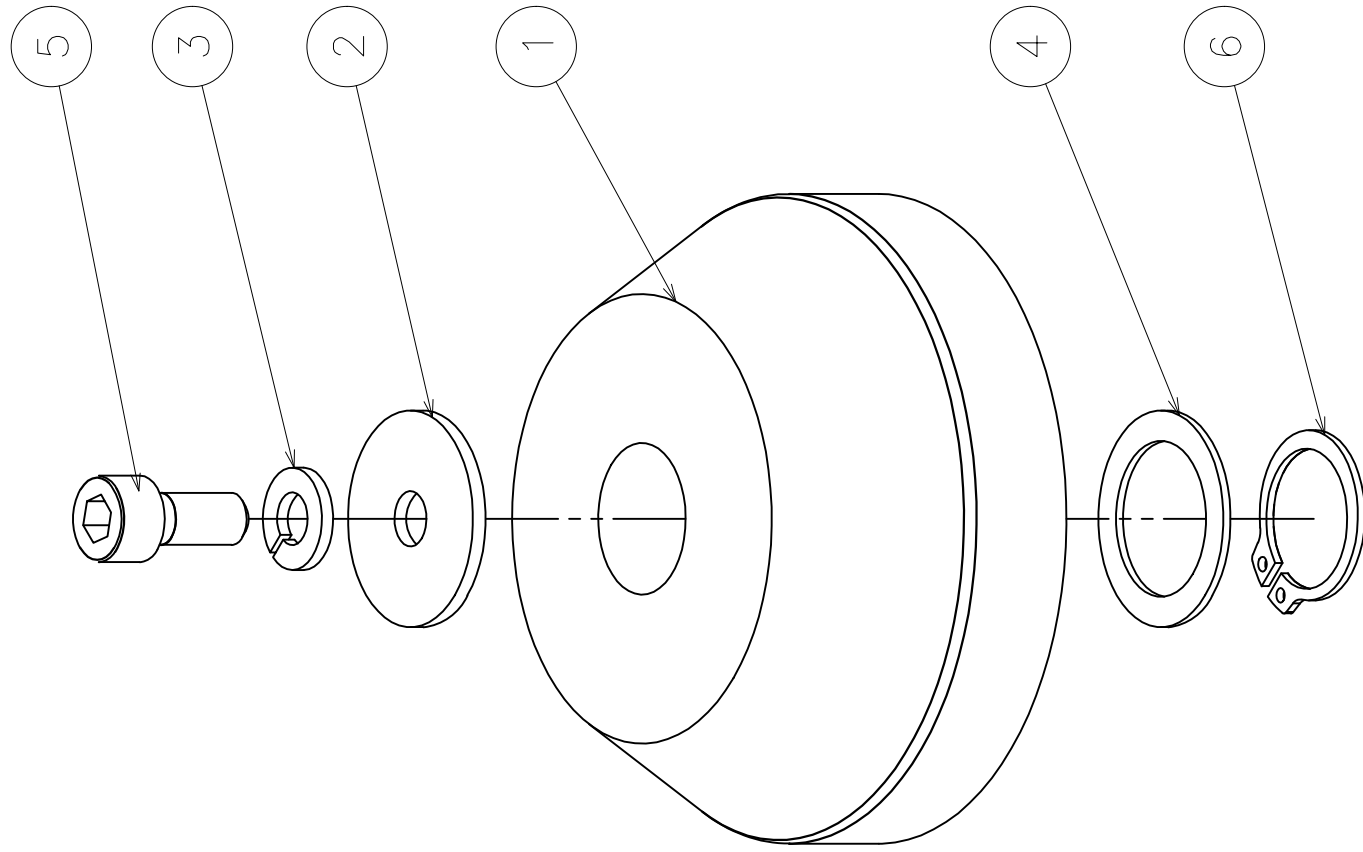
www.fromm-stretch.com

www.fromm-stretch.com

www.fromm-stretch.com

FS1.0303 Group spool-holder

Part no.	RIF	Description	Specification English	Q.ty
AP2.1050	1	Spring	Spring to block the core	2
FS1.2439	2	Spool holder	Spool holder	1
N1.3211	3	Bolt	Bolt M6x8 DIN914-ISO4027 black	1
N1.7201	4	Screw	Special screw 3.5x10 zincd BN13577	2
N7.2206	5	Ring	Blocking ring D.18 18x32x14 DIN705 shape C	1



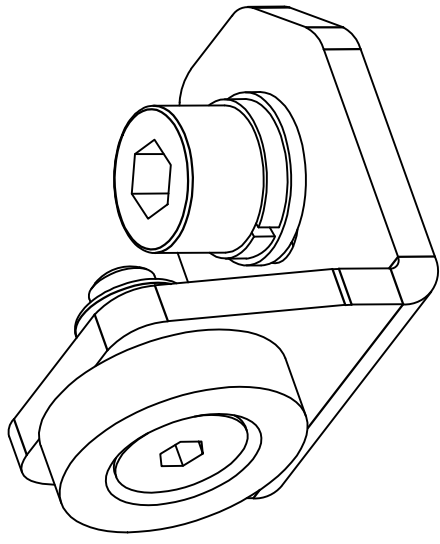
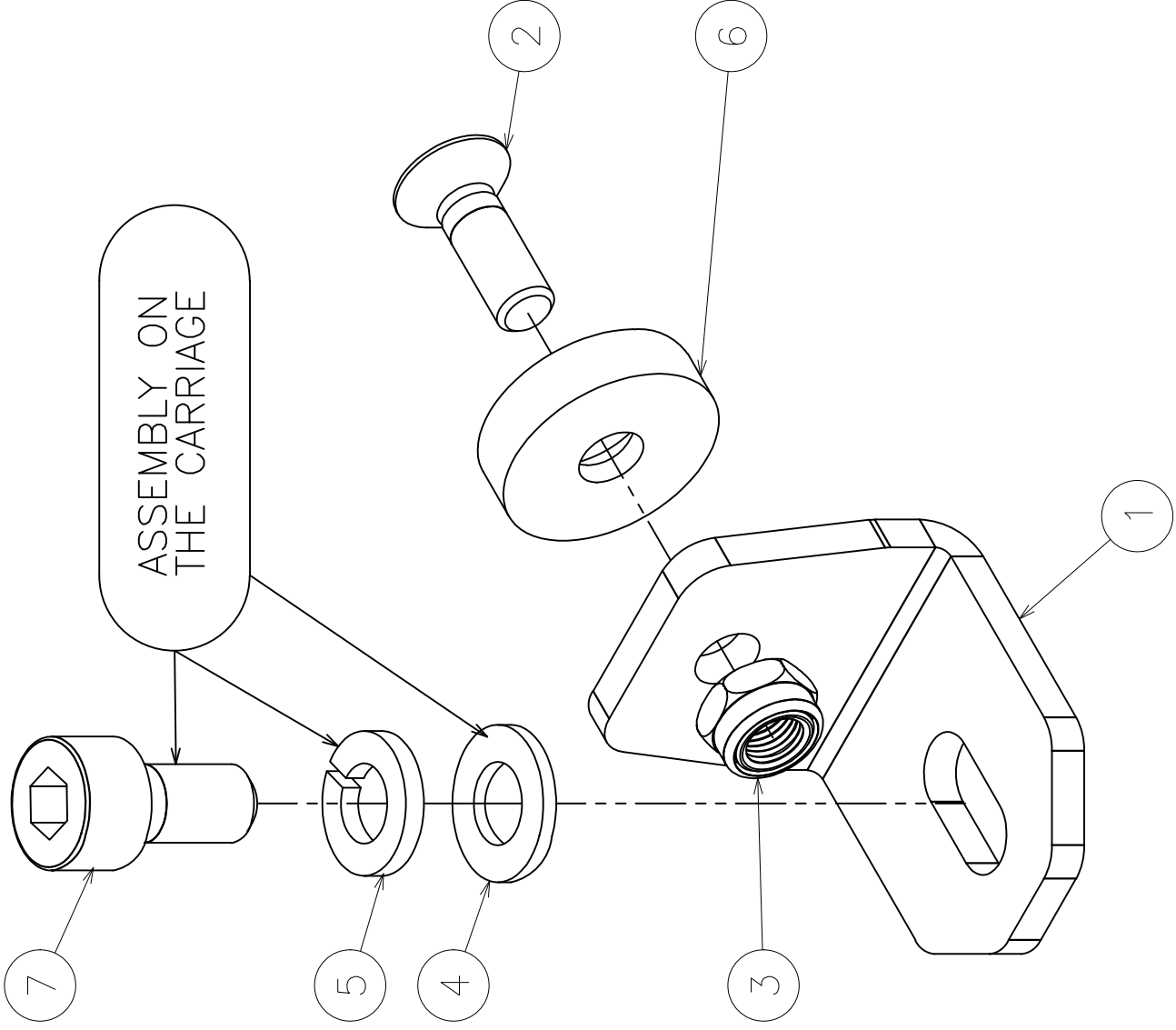
FS1.0305.V01

FROMM

www.fromm-stretch.com

FS1.0305 Group spool-holder central

Part no.	RIF	Description	Specification English	Q.ty
FS1.2440	1	Holder	Spool-holder central	1
N1.6175	2	Washer	Plain washer 6.4x25x1.8 BN732	1
N1.6204	3	Washer	Spring lock washer M6 galvani. DIN127-B- UNI1751/52A	1
N1.6325	4	Washer	Special washer type "PS" 18x25x1 DIN988	1
N11.1136	5	Screw	Cylindrical head cap screw M4x16 gal. DIN912-UNI5931	1
N2.1112	6	Seeger	Seeger D.17 type "A" DIN471-UNI3653/7435	1



FS1.0311.V01

FROMM

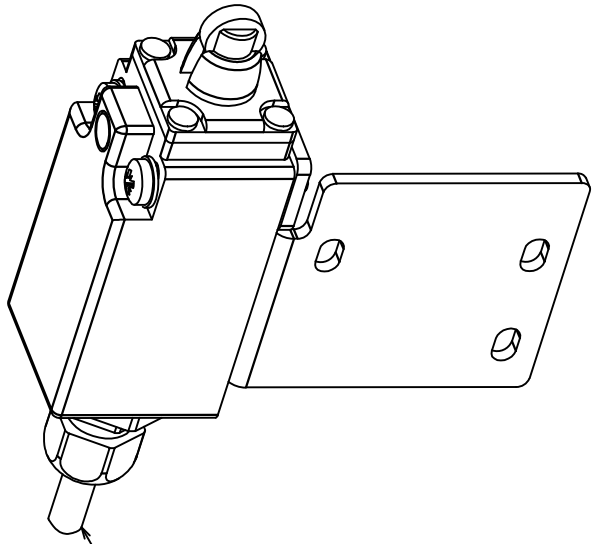
www.fromm-stretch.com

www.fromm-stretch.com

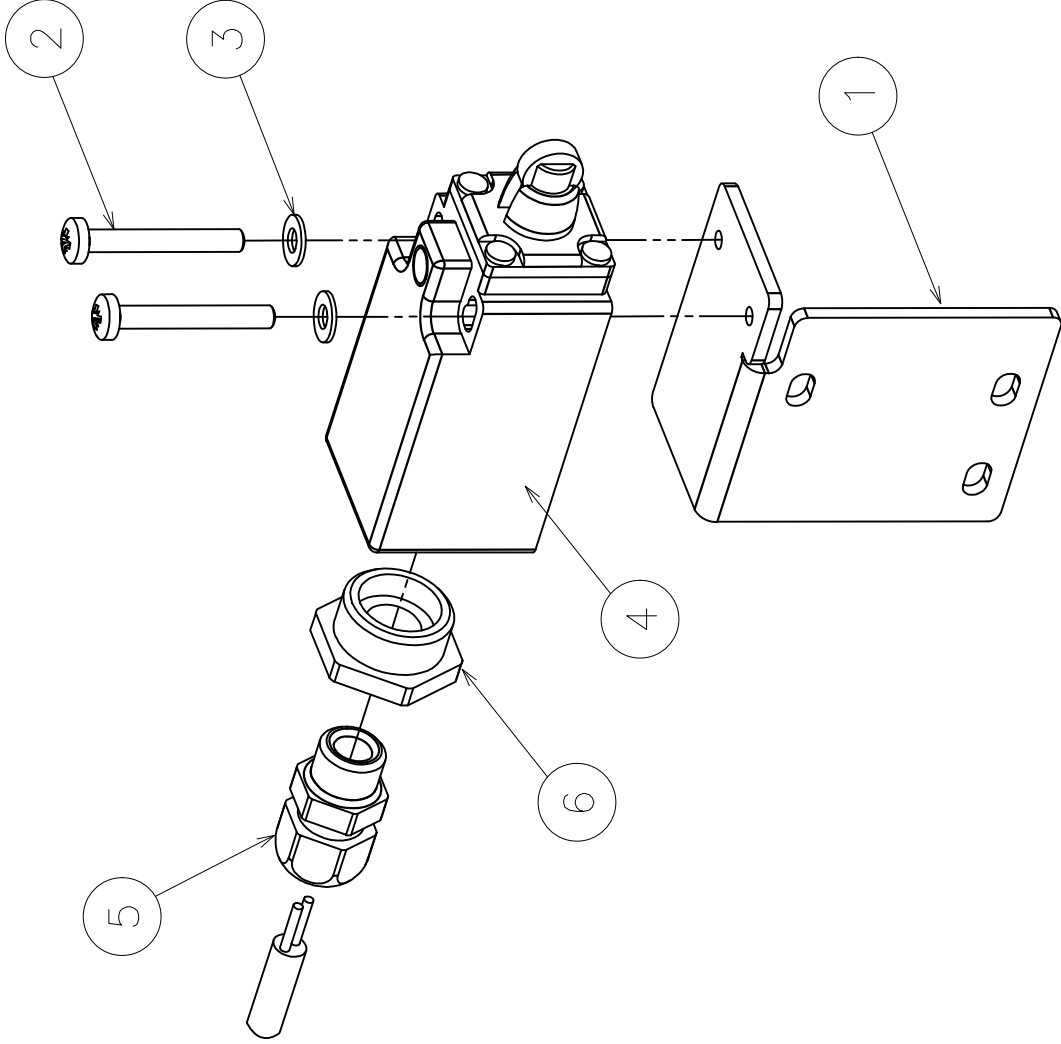
FROMM Stretch
für alle Gelegenheiten

FS1.0311 Group door magnet

Part no.	RIF	Description	Specification English	Q.ty
FS1.2606Z	1	Bracket	Bracket zined	1
N1.2180	2	Screw	Flat head countersunk sockt M4x12 galvanized	1
N1.5307	3	Nut	Prevailing hexagon torque / non met. Ins. M4	1
N1.6167	4	Washer	Plain Washer M5 zined DIN125A-UNI6592/69	1
N1.6217	5	Washer	Spring lock washer M5 galvani. DIN127-B- UNI1751/52A	1
N5.1309	6	Magnet	Magnet D15	1
N11.1118	7	Screw	Cylindrical head cap screw M5x10 gal. DIN912-UNI5931	1



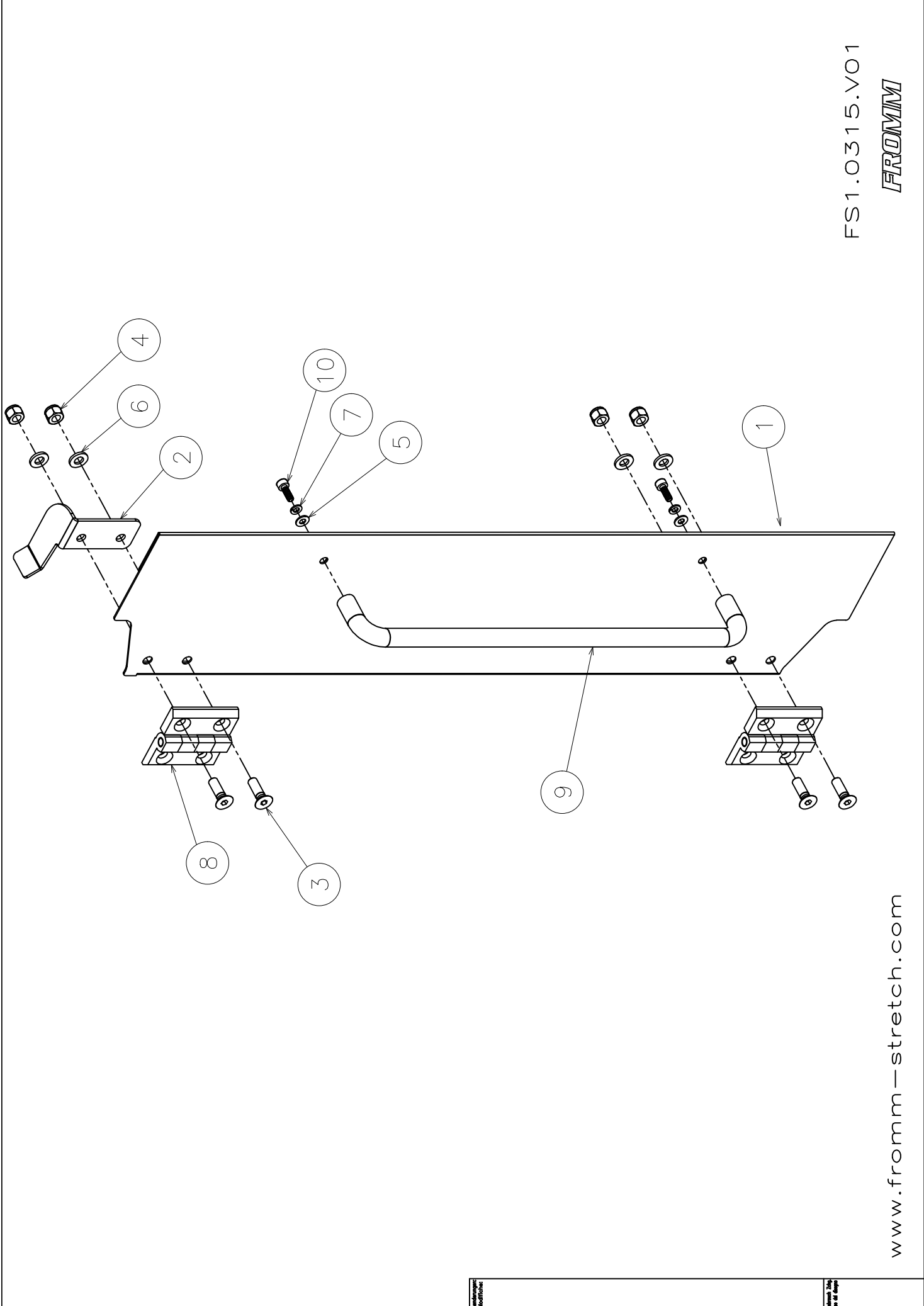
CABLE FS1.2628



FS1.0314.V01

FS1.0314 Group microswitch foot guard

Part no.	RIF	Description	Specification English	Q.ty
FS1.2498Z	1	Support	Support zincd microswtich foot guard	1
N1.1937	2	Screw	Philps head screw M4x30 galvanized DIN7985A	2
N1.6115	3	Washer	Plain Washer M4 zincd DIN125A-UNI6592/69	2
N5.2388	4	Microswitch	Microswitch	1
N5.3371	5	Gland	Gland M12	1
N5.3676	6	Plastic redu.	Plastic reduction M20x1.5-M12x1.5	1



FS1.0315.V01

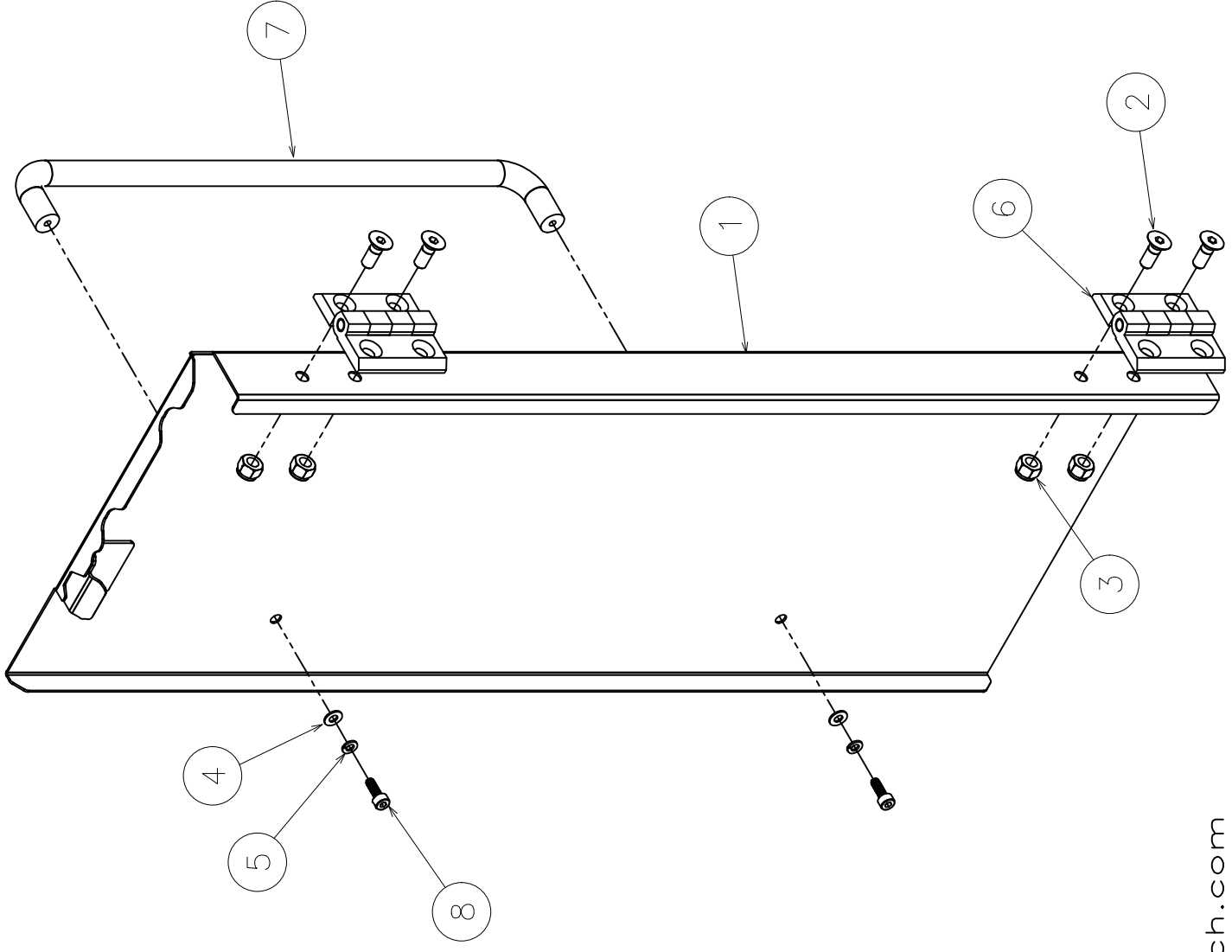
FROMM

FS1.0315C Group back door (Yellow RAL1021)

Part no.	RIF	Description	Specification English	Q.ty
FS1.2490C	1	Door	Painted back door (Yellow RAL1021)	1
FS1.2492Z	2	Cam	Cam zinced	1
N1.2102	3	Screw	Socket countersunk hexagon head flat M6x20 DIN7991 bl.	4
N1.5301	4	Nut	Prevailing hexagon torque / non met. Ins. M6	4
N1.6115	5	Washer	Plain Washer M4 zinced DIN125A-UNI6592/69	2
N1.6163	6	Washer	Plain Washer M6 zinced 6.4x12x1.6 DIN125A-UNI6592	4
N1.6219	7	Washer	Spring lock washer M4 galvani. DIN127-B- UNI1751/52A	2
N2.6113	8	Hinge	Hinge	2
N4.1953	9	Handle	Handle	1
N11.1116	10	Screw	Cylindrical head cap screw M4x12 gal. DIN912-UNI5931	2

FS1.0316.V01

FROMM

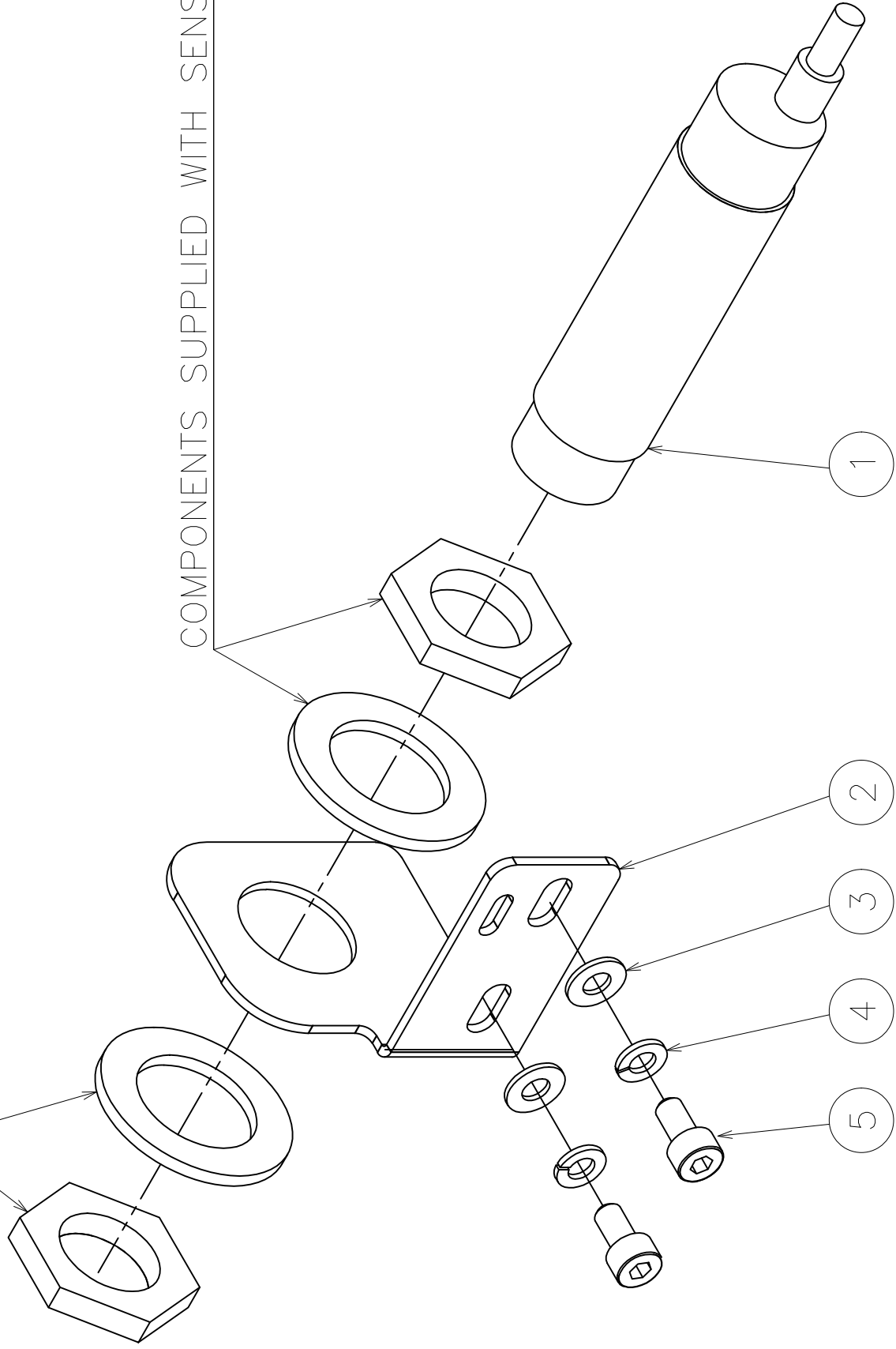


FS1.0316C Group front door (Yellow RAL1021)

Part no.	RIF	Description	Specification English	Q.ty
FS1.2495C	1	Door	Painted back door (Yellow RAL1021)	1
N1.2108	2	Screw	Socket countersunk hexagon head flat M6x16 DIN7991 bl.	4
N1.5301	3	Nut	Prevailing hexagon torque / non met. Ins. M6	4
N1.6115	4	Washer	Plain Washer M4 zined DIN125A-UNI6592/69	2
N1.6219	5	Washer	Spring lock washer M4 galvani. DIN127-B- UNI1751/52A	2
N2.6113	6	Hinge	Hinge	2
N4.1953	7	Handle	Handle	1
N11.1116	8	Screw	Cylindrical head cap screw M4x12 gal. DIN912-UNI5931	2

COMPONENTS SUPPLIED WITH SENSOR

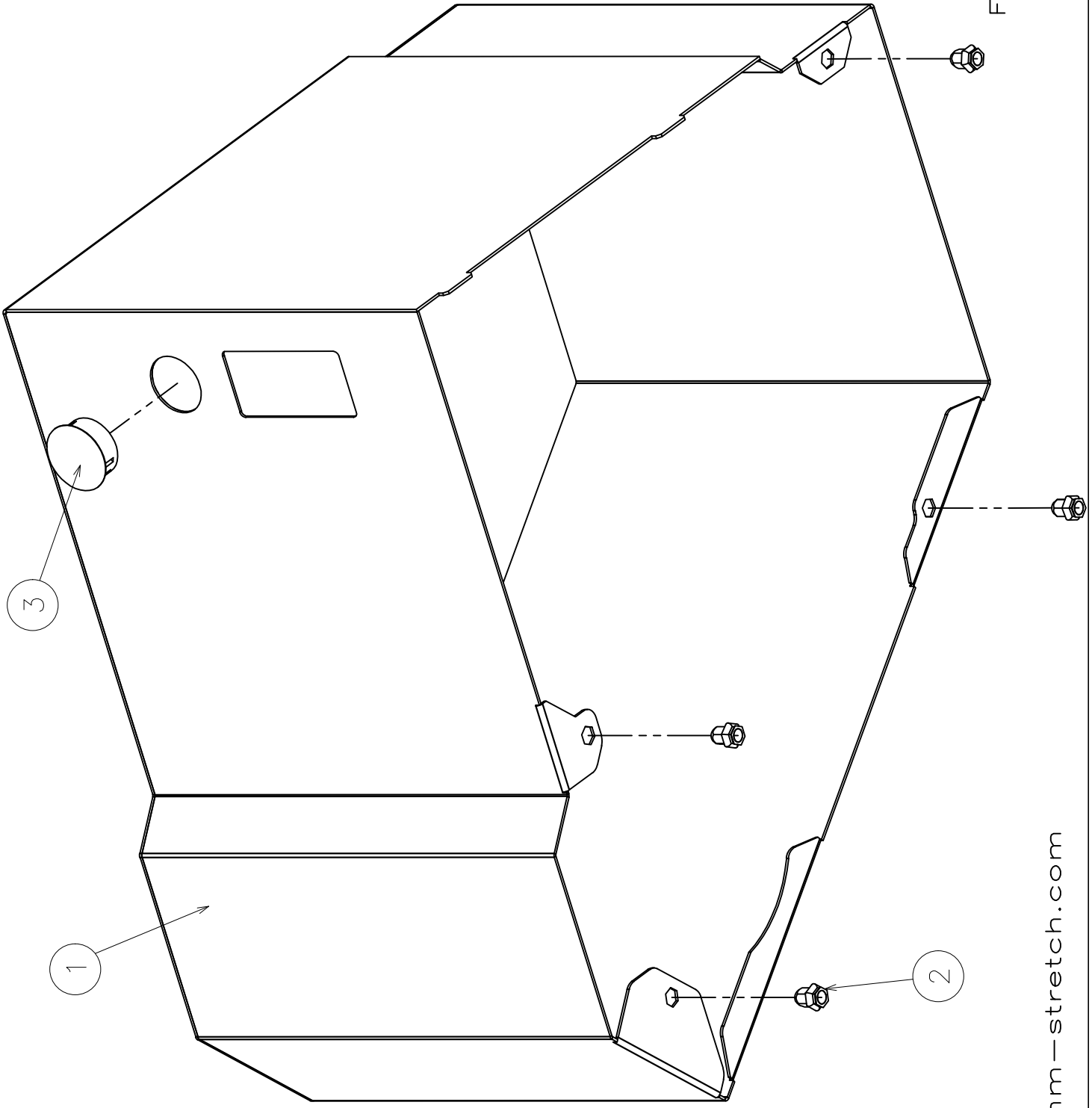
COMPONENTS SUPPLIED WITH SENSOR



FS1.0342.V01

FS1.0342 Group sensor for dancing roller

Part no.	RIF	Description	Specification English	Q.ty
FS1.2632	1	Sensor	Analogic sensor M18	1
FS1.2721	2	Support	Support analogic sensor	1
N1.6115	3	Washer	Plain washer M4 galvanized DIN125A - UNI6592	2
N1.6219	4	Washer	Spring lock washer M4 galvani. DIN127-B- UNI1751/52A	2
N11.1115	5	Screw	Cylindrical head cap screw M4x8 gal. DIN912-UNI5931	2



FS1.0352.V01

FROMM

www.fromm-stretch.com

www.fromm-stretch.com

www.fromm-stretch.com

FS1.0352C Group painted top carter carriage (Yellow RAL1021)

Part no.	RIF	Description	Specification English	Q.ty
FS1.2743C	1	Carter	Painted top carter carriage (Yellow RAL1021)	1
N1.5956	2	Rivet	Rivet M4	4
N4.5145	3	Tap	Plast tap	1