

# **FROMM**

**Numbers & Drawings Art. code : FS3.2798**

**Stretch Wrapping machine's  
FS390 Carriage 1 Motor**

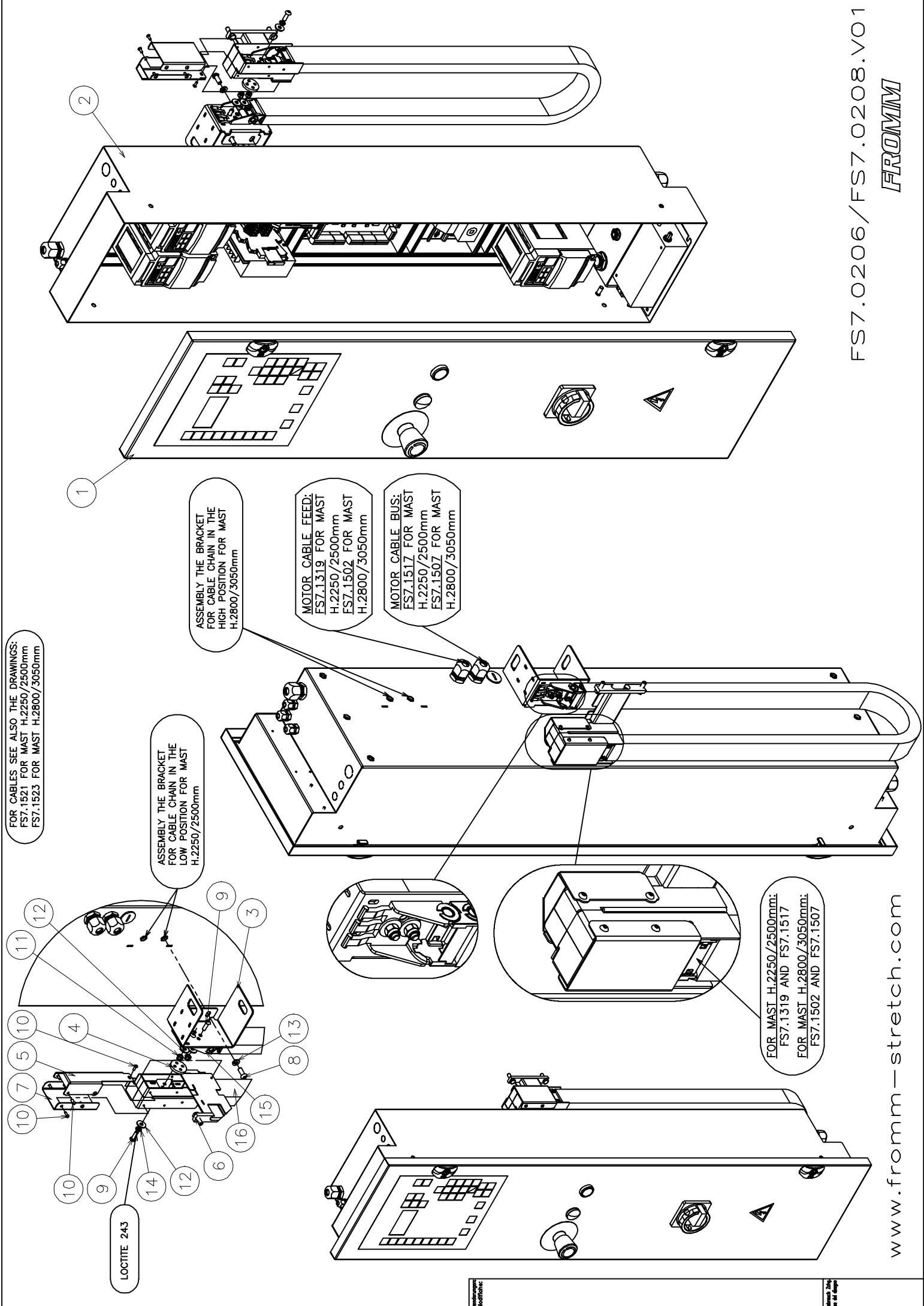
**Version 01 Machines  
Version 05 List**

**Website : [www.fromm-stretch.com](http://www.fromm-stretch.com)**

**Maintenance / Control advices:**

- A = Clean**
- B = Check fixation / Tighten**
- C = Check wearing / Condition / Inspection**
- D = Grease / Lubrification**
- E = Control functionality / Parameters / Settings**

SPARE-PARTS\_FS390.V01.EN05/ © 10/22



FS7.0206/FS7.0208.VO1

FROMM

www.fromm-stretch.com

www.fromm-stretch.com

www.fromm-stretch.com

**FS7.0206I\_FS7.208I Group complete electrical box 1 motor H.2250mm/H.2500mm/H.2800mm/H.3050mm**

<b>Part no.</b>	<b>RIF</b>	<b>Description</b>	<b>Specification English</b>	<b>Q.ty</b>	<b>Maintenance</b>
<b>FS7.0202I</b>	<b>1</b>	<b>Group</b>	<b>GR. ELECTRI. BOX (NEXT PAGES) MAST H.2250/2500mm</b>	<b>1</b>	<b>E</b>
<b>FS7.0204I</b>	<b>2</b>	<b>Group</b>	<b>GR. ELECTRI. BOX (NEXT PAGES) MAST H.2800/3050mm</b>	<b>1</b>	<b>E</b>
<b>FS7.0149I</b>	<b>2</b>	<b>Group</b>	<b>GROUP COMPLETE DOOR (NEXT PAGES)</b>	<b>1</b>	<b>E</b>
FS7.1207Z	3	Bracket	BRACKET FOR CABLE CHAIN ZINCED	1	
FS7.1396Z	4	Bracket	FIX CABLE CHAIN ZINCED	1	
FS7.1397Z	5	Bracket	COVER CABLE CHAIN ZINCED	1	
FS7.1601Z	6	Bracket	BRACKET FOR CABLE CHAIN	1	
FS7.1607Z	7	Bracket	COVER CABLE CHAIN ZINCED	1	
N1.1220	8	Screw	BUTTON HEAD SCREW ISO 7380 - M6 x 16	2	
N1.1225	9	Screw	BUTTON HEAD SCREW ISO 7380 - M5 x 16 ZINCED	4	
N1.1227	10	Screw	BUTTON HEAD SCREW ISO 7380 - M3 x 8 ZINCED	9	
N1.5302	11	Nut	NUT DIN 985 M5 ZINCED	2	
N1.6125	12	Washer	PLAIN WASHER UNI 6593 D.5,3X15X1,2 GALVANIZED	4	
N1.6204	13	Washer	SPRING LOCK WASHER DIN 127 -B- M6	2	
N1.6217	14	Washer	SPRING LOCK WASHER DIN 127 -B- M5	2	
N5.3776	15	Support	SUPPORT FOR CABLE CHAIN	1	<b>C</b>
N5.3777	16	Cable chain	CABLE CHAIN 66 LINKS (MAST H.2250/2500mm)	1	<b>C</b>
N5.3778	16	Cable chain	CABLE CHAIN 80 LINKS (MAST H.2800/3050mm)	1	<b>C</b>

FS7.1334 FOR MAST H.2250/2500mm  
 FS7.1508 FOR MAST H.2800/3050mm

FS7.1338 FOR MAST H.2250/2500mm  
 FS7.1510 FOR MAST H.2800/3050mm

FS7.1322 FOR MAST H.2250/2500mm  
 FS7.1505 FOR MAST H.2800/3050mm

FOR CABLES SEE ALSO THE DRAWINGS:  
 FS7.1521 FOR MAST H.2250/2500mm  
 FS7.1523 FOR MAST H.2800/3050mm

FS7.1319 FOR MAST H.2250/2500mm  
 FS7.1502 FOR MAST H.2800/3050mm

FS7.1517 FOR MAST H.2250/2500mm  
 FS7.1507 FOR MAST H.2800/3050mm

IN THE  
 CABLE  
 CHAIN

FS7.1337 FOR MAST H.2250/2500mm  
 FS7.1509 FOR MAST H.2800/3050mm

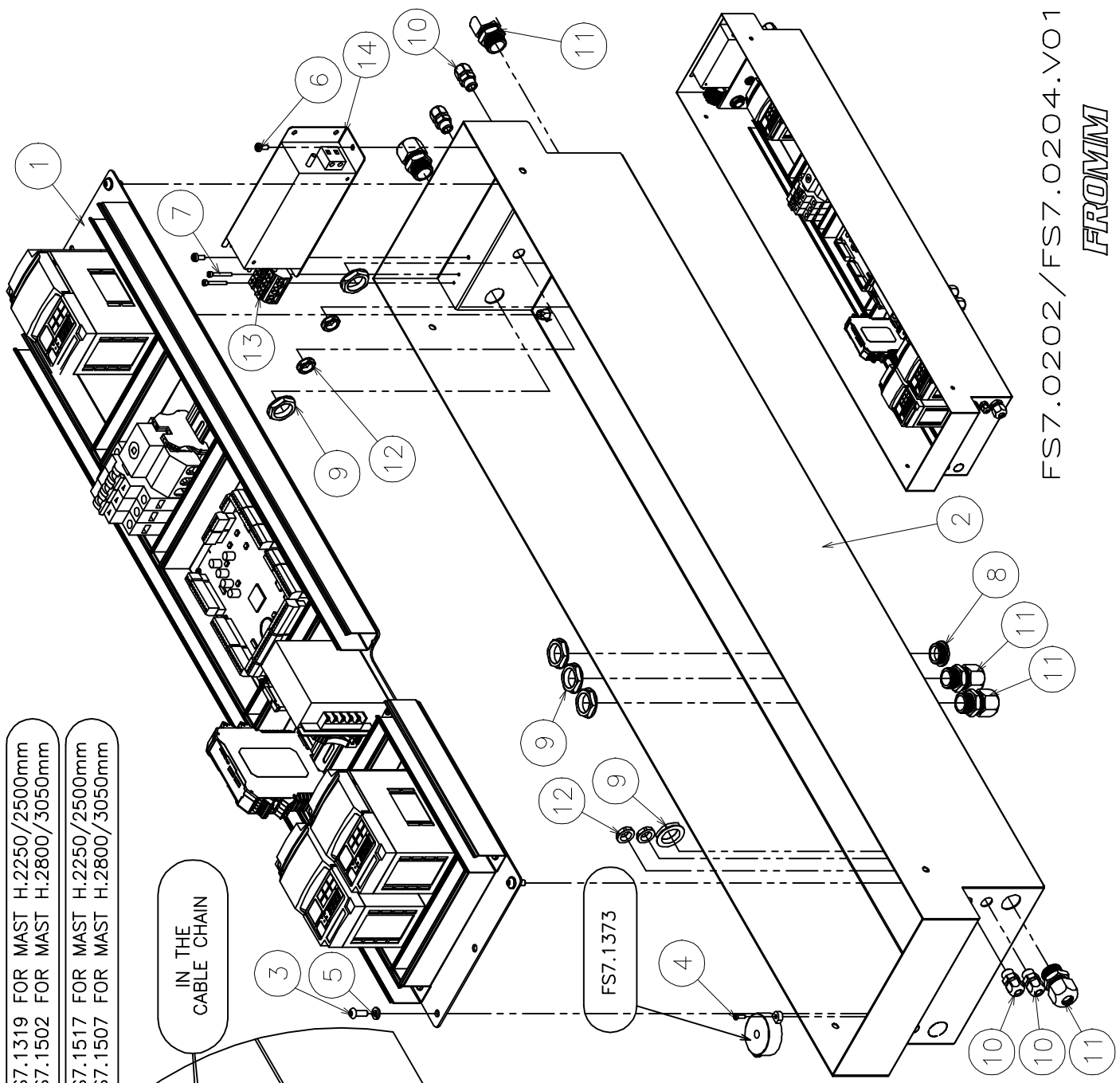
FS7.1341

FS7.1336

FS7.1339

FS7.1323

FS7.1373

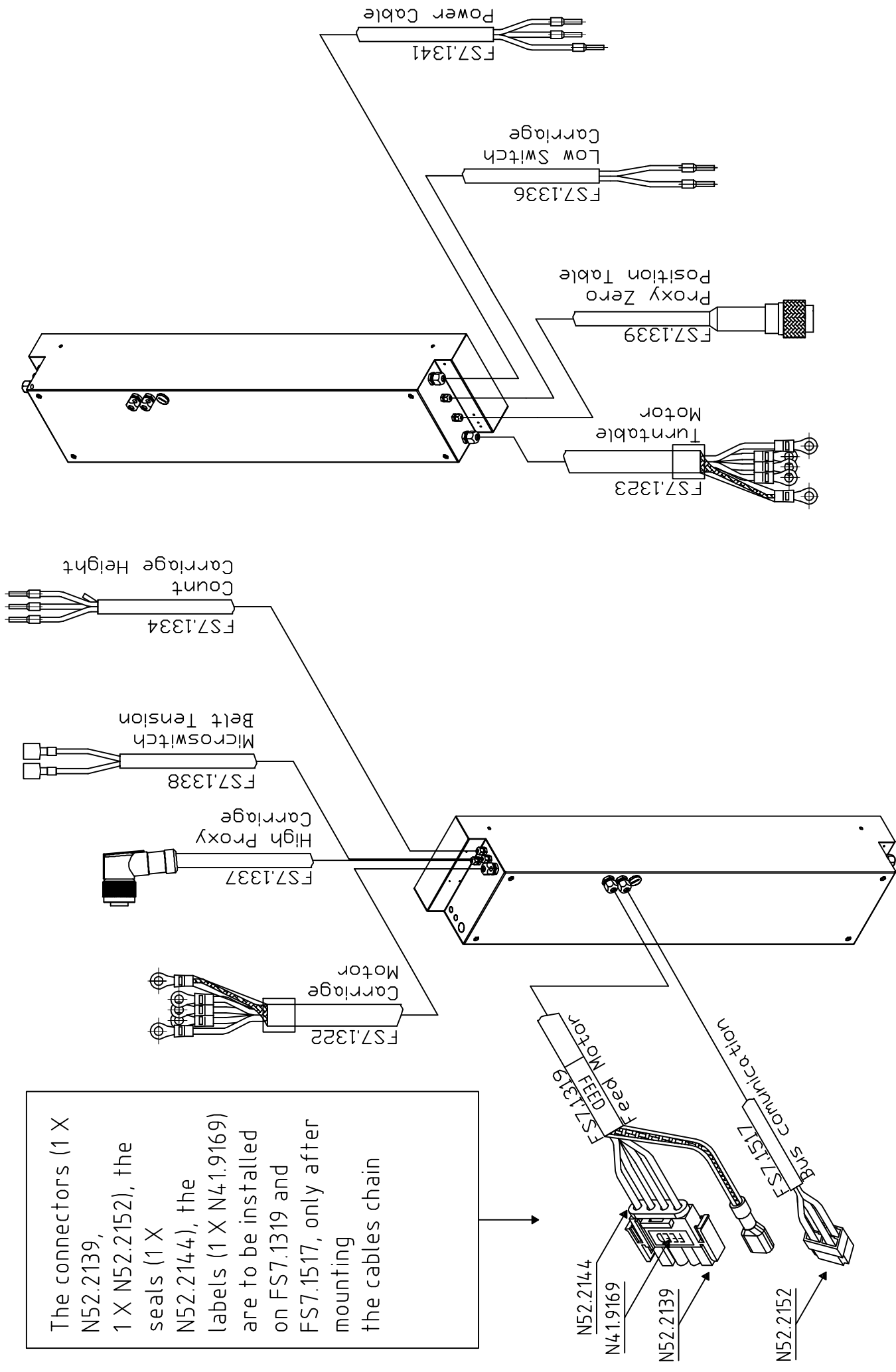


FS7.0202/FS7.0204.V01

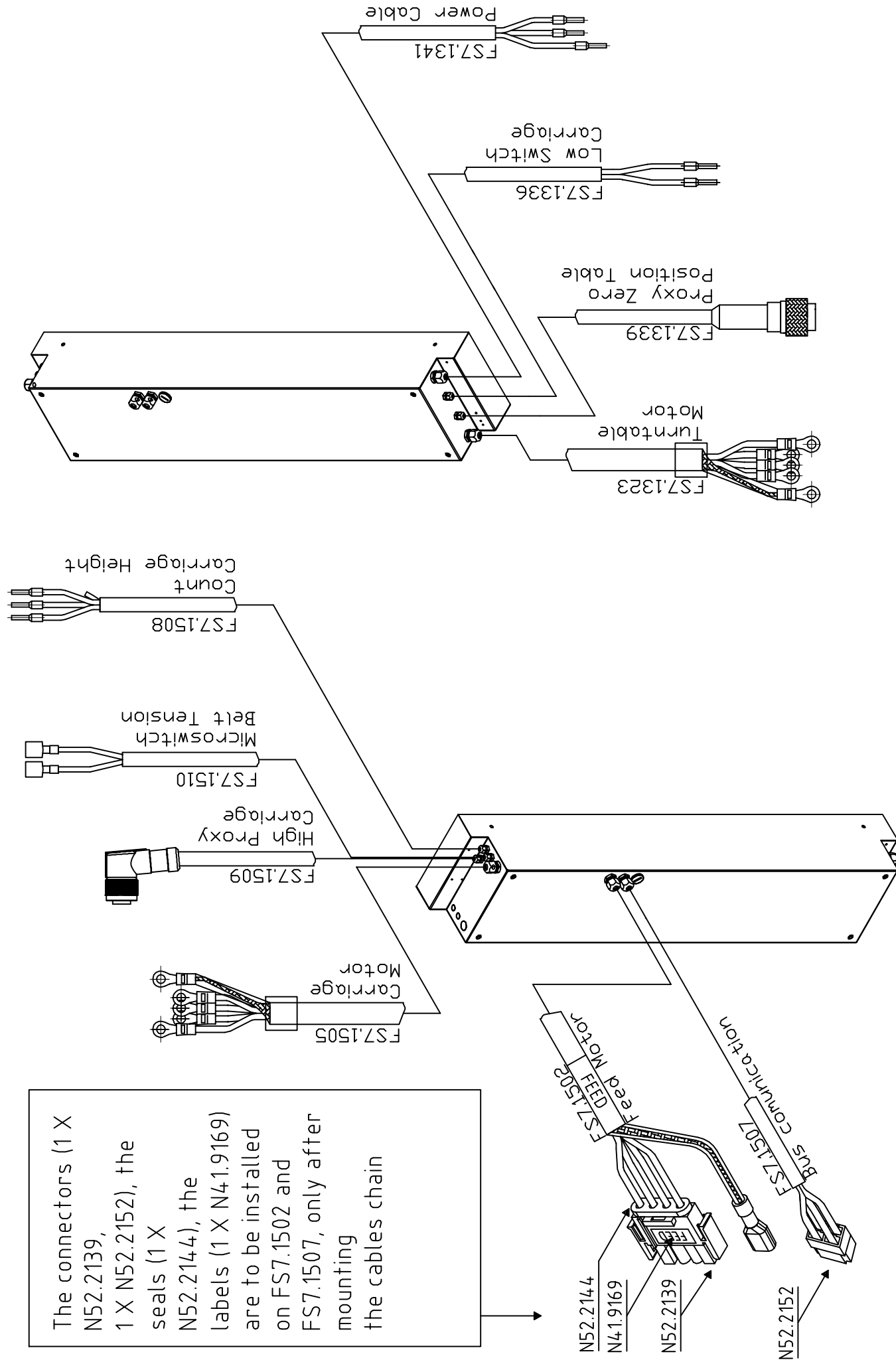
FS7.0202I\_FS7.0204I Group electrical box 1 motor H.2250mm/H.2500mm/H.2800mm/H.3050mm

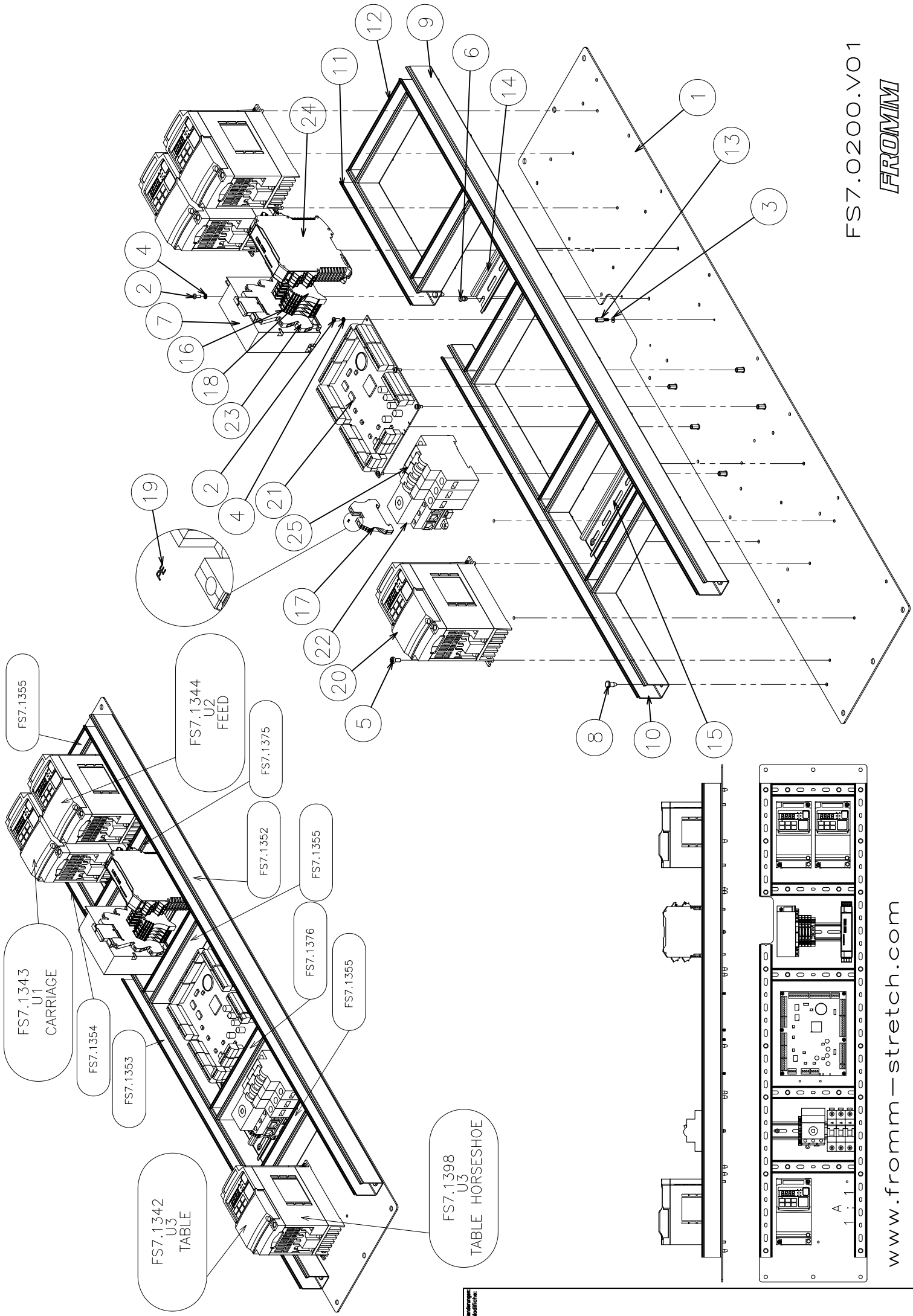
Part no.	RIF	Description	Specification English	Q.ty	Maintenance
<b>FS7.0200</b>	<b>1</b>	<b>Group</b>	<b>GROUP PLATE COMPLE. ELECTRICAL BOX (NEXT PAG.)</b>	<b>1</b>	<b>E</b>
FS7.1312	2	Box	BOX LIGHT GREY RAL7035	1	
N1.1220	3	Screw	BUTTON HEAD SCREW ISO 7380 - M6 x 16 ZINCED	4	<b>B</b>
N1.1922	4	Screw	PHILIPS HEAD SCREW M3x10 ZINCED DIN 7985A	2	<b>B</b>
N1.6204	5	Washer	SPRING LOCK WASHER DIN 127 -B- M6	4	
N1.7333	6	Screw	HEAD PIN SCREW M4x10 ZINCED UNI 8112	2	
N12.1117	7	Screw	CYLINDRICAL HEAD CAP SCREW M3x25 ISO 4762 GAL.	2	
N4.5143	8	Tap	TAP M20x1,5	1	
N5.3341	9	Cablegland	LOCK NUT M20 GREY COLOR RAL 7035	6	
N5.3351	10	Gland	GLAND M12	5	<b>B-C</b>
N5.3352	11	Gland	GLAND M20 D.6-12 GREY COLOR RAL 7035	5	<b>B-C</b>
N5.3353	12	Cablegland	LOCK NUT M12 GREY COLOR	5	
N5.6725	13	Clamp	CLAMP	1	<b>B</b>
N51.5476	14	Filter	FILTER	1	

The connectors (1 X N52.2139, 1 X N52.2152), the seals (1 X N52.2144), the labels (1 X N41.9169) are to be installed on FS7.1319 and FS7.1517, only after mounting the cables chain



The connectors (1 X N52.2139, 1 X N52.2152), the seals (1 X N52.2144), the labels (1 X N4.1.9169) are to be installed on FS7.1502 and FS7.1507, only after mounting the cables chain

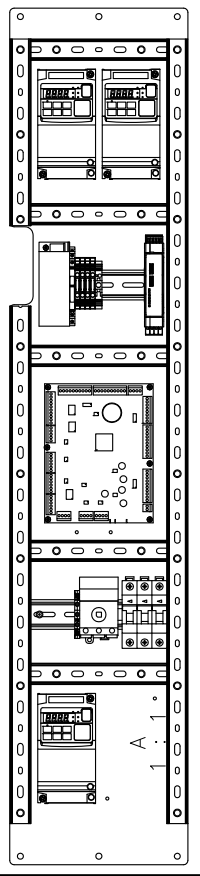




FS7.0200.V01

FROMM

www.fromm-stretch.com

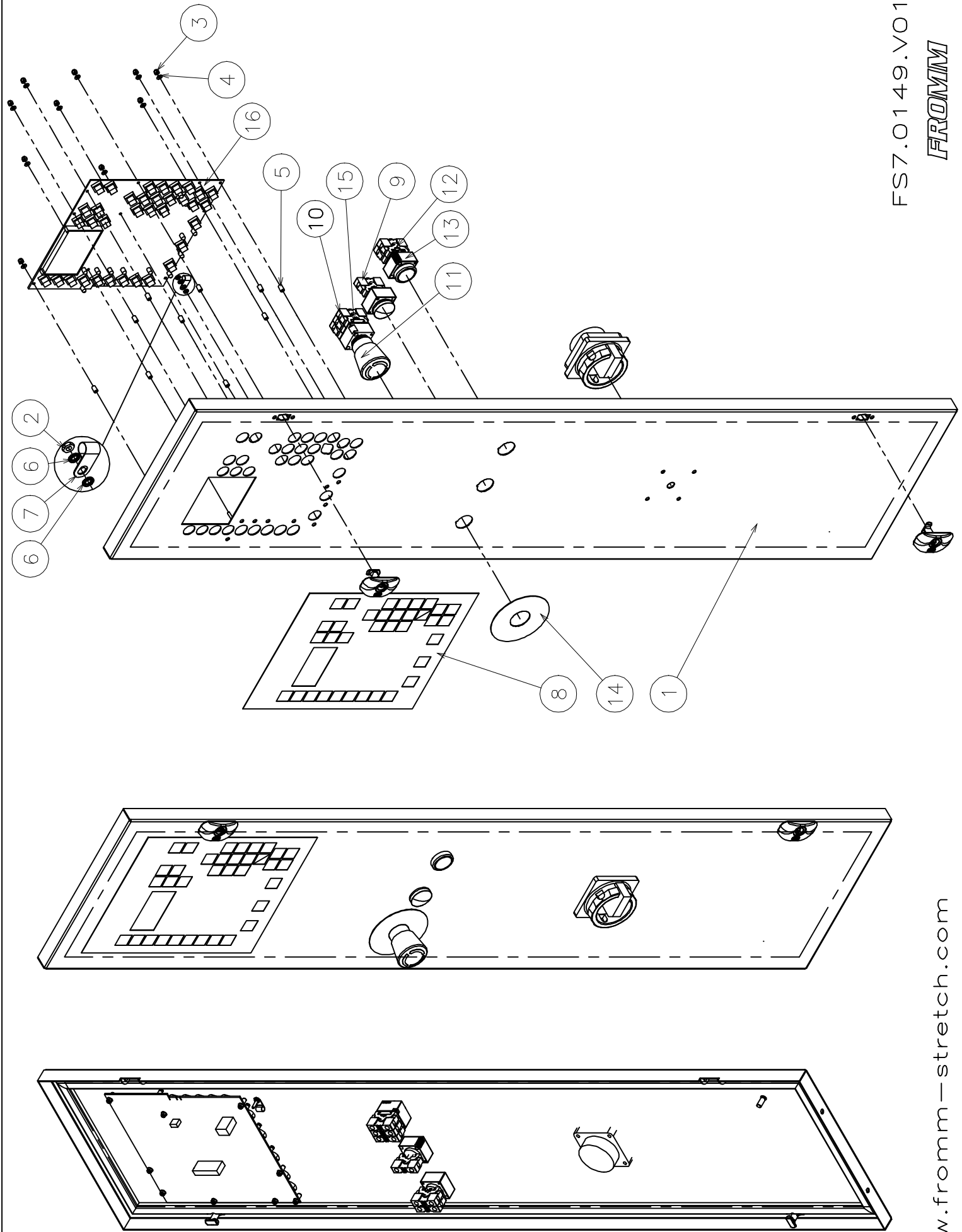


FROMM



**FS7.0200 Group plate complete electrical box 1 motor**

Part no.	RIF	Description	Specification English	Q.ty	Maintenance
FS7.1293Z	1	Plate	PLATE ZINCED	1	
N1.1932	2	Screw	PHILIPS HEAD SCREW DIN 7985A CL.4.8 M3 x 8 ZINCED	8	
N1.6183	3	Washer	PLAIN WASHER DIN 125A 3.2x9x0.5 ZINCED	6	
N1.6414	4	Washer	WASHER M3 DIN 6798 ZINCED	7	
N1.7333	5	Screw	HEAD PIN SCREW M4x10 ZINCED UNI 8112	6	
N2.4506	6	Rivet	RIVET HEXAGON HEAD 4X8 DIN 7337 A	4	
N5.1478	7	Transfor.	TRANSFORMATOR	1	
N5.3748	8	Rivet	RIVET Ø4 FOR ELECTRICAL DUCT	26	
N5.3751	9	Duct	ELECTRICAL DUCT L=925	1	
N5.3751	10	Duct	ELECTRICAL DUCT L=610	1	
N5.3751	11	Duct	ELECTRICAL DUCT L=220	1	
N5.3751	12	Duct	ELECTRICAL DUCT L=160	5	
N5.3831	13	Distan. Piece	DISTANCE PIECE M3x10	6	
N5.6113	14	Bar	BAR	1	
N5.6113	15	Bar	BAR	1	
N5.6114	16	Clamp	CLAMP	4	
N5.6115	17	Clamp	GROUND CLAMP	1	
N5.6118	18	Terminal	TERMINAL WEW35/2 WEIDMULLER	1	
N5.6417	19	Label	PE LABEL	1	
FS7.1342	20	Inverter	INVERTER U3 TABLE (WITH PROGRAM)	1	<b>E</b>
FS7.1398	20	Inverter	INVERTER U3 <b>TABLE HORSE SHOE</b> (WITH PROGRAM)	1	<b>E</b>
FS7.1343	20	Inverter	INVERTER U1 CARRIAGE (WITH PROGRAM)	1	<b>E</b>
FS7.1344	20	Inverter	INVERTER U2 FEED (WITH PROGRAM)	1	<b>E</b>
N51.7199	21	Mainboard	MAINBOARD FS390	1	<b>E</b>
N52.2249	22	Block	INTERLOCKED MAIN SWITCH	1	<b>E</b>
N52.5282	23	Rele	RELE OMRON	1	<b>E</b>
N52.5296	24	Module	SECURITY MODULE	1	<b>E</b>
N52.5297	25	Switch	THERMAL OVERCURRENT CIRCUIT BREAKERS	3	<b>E</b>



FS7.01 49.V01

*FROMM*

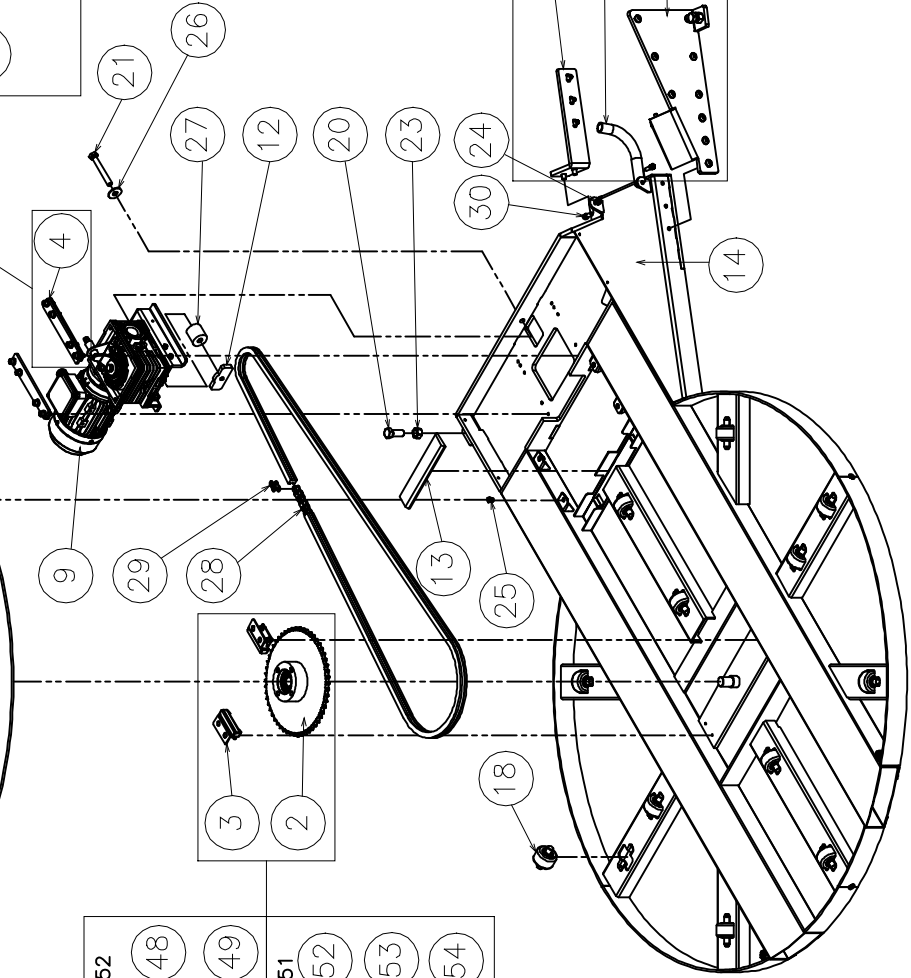
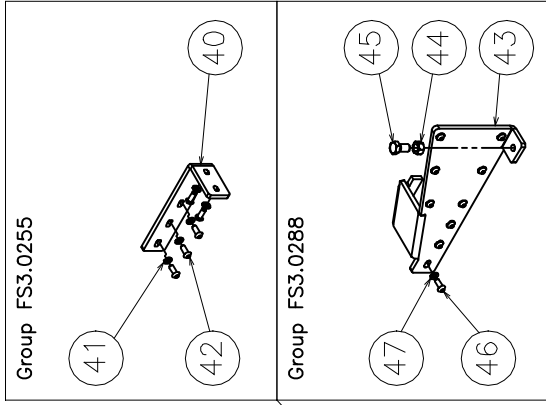
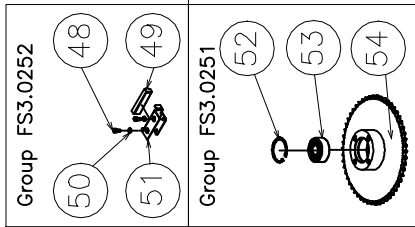
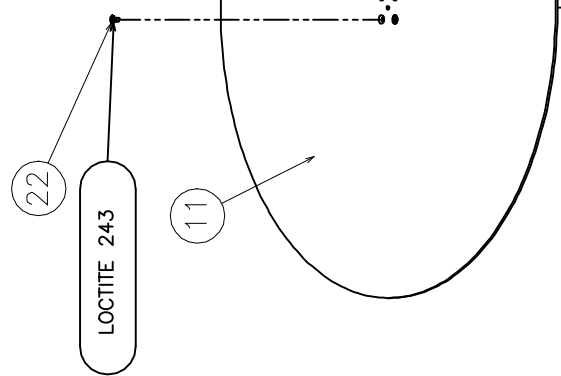
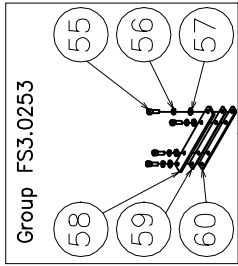
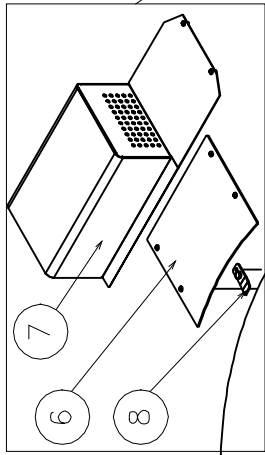
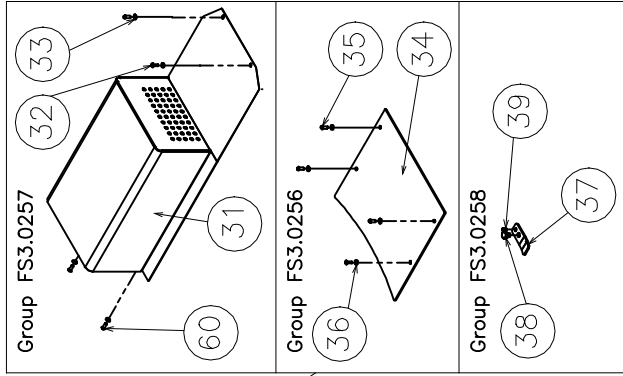
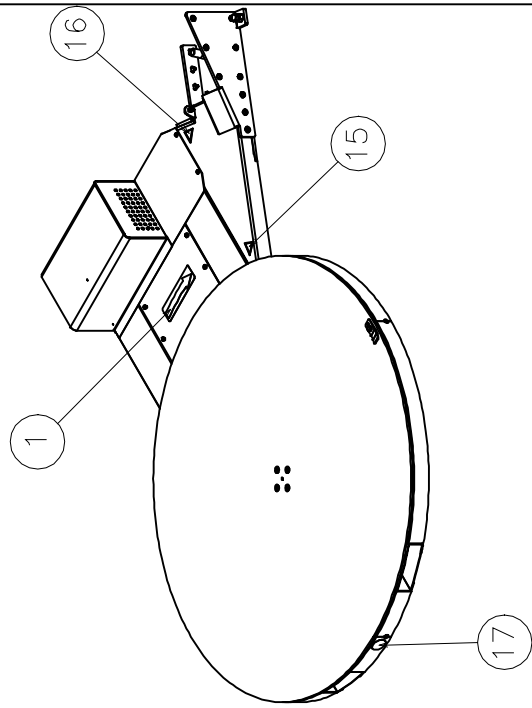
www.fromm-stretch.com

© 2014 FROMM

Alle Rechte vorbehalten

**FS7.0149I Group complete door**

<b>Part no.</b>	<b>RIF</b>	<b>Description</b>	<b>Specification English</b>	<b>Q.ty</b>	<b>Maintenance</b>
FS7.1310I	1	Door	DOOR LIGHT GREY RAL7035	1	<b>A</b>
N1.5120	2	Nut	NUT M3 DIN934 GALVANIZED	1	
N1.5313	3	Nut	STAINLESS NYLON INSERT LOCK NUT M3 DIN 985	10	
N1.6190	4	Washer	WASHER M3 NYLON DIN125 Di=3,2 De=7 sp=0,5	10	
N1.6388	5	Distan. Piece	DISTANCE PIECE Ø3.2xØ5 L=8	10	
N1.6414	6	Washer	PLAIN WASHER M3 DIN 6798 A ZINCED	2	
N5.3662	7	Elastic Strip	ELASTIC STRIP FOR CABLES	1	
N44.9171	8	Label	LABEL PANEL FS390	1	<b>A-C-E</b>
N52.2250	9	Indicato light	INDICATOR LIGHT WITH SMOOTH LENS WHITE	1	<b>C-E</b>
N52.2251	10	Contact	AUXILIARY CONTACT	3	<b>C-E</b>
N52.2252	11	Emer.-stop	EMERGENCY-STOP MUSHROOM	1	<b>C-E</b>
N52.2268	12	Contact	AUXILIARY CONTACT	2	<b>C-E</b>
N52.2285	13	Button	HEAD BLU BUTTON RE-ARM	1	<b>C-E</b>
N52.2286	14	Label	LABEL YELLOW DISK EMERGENCY BUTTON	1	<b>C</b>
N52.2287	15	Support	SUPPORT (3 WAYS)	1	<b>C-E</b>
N52.7101	16	Pc-Board	PC-BOARD FS390	1	<b>E</b>



FS3.0291 FS3.0292  
 FS3.0293 FS3.0294.V01

**FROMM**

www.fromm-stretch.com

www.fromm-stretch.com

www.fromm-stretch.com

**FS3.0291GB/FS3.0292GB/FS3.0293GB/FS3.0294GB Base unit Ø1500/Ø1650/Ø1800/Ø2200mm**

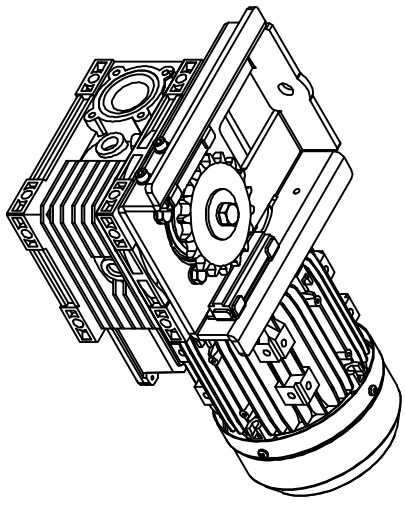
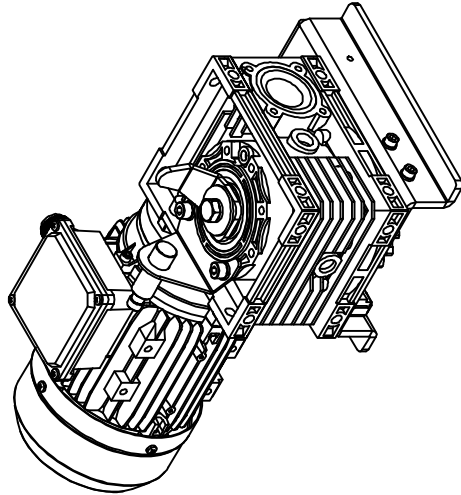
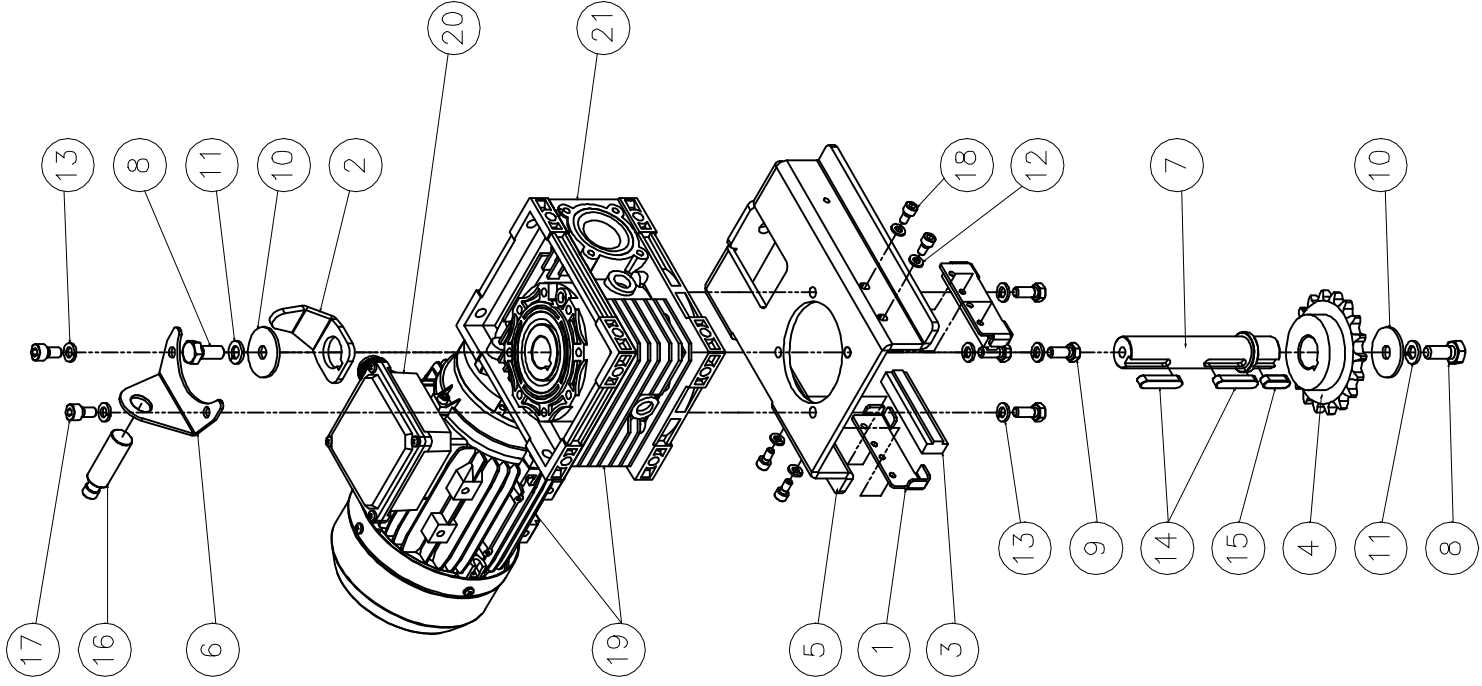
Part no.	RIF	Description	Specification English	Q.ty	Maintenance
FS1.1379	1	Label	LABEL WITH DRAWING OF ARROW	1	C
<b>FS3.0251</b>	<b>2</b>	<b>Group</b>	<b>GROUP GEAR</b>	<b>1</b>	<b>A-B</b>
N2.1223	52	Seeger	SEEGER D.62 TYPE "J" UNI 3654/7437	1	
N31.1143	53	Ball bearing	BALL BEARING 62305 2RS1 25x62x24	1	C
FS3.2099	54	Gear	GEAR 5/8"x3/8" Z=54	1	
<b>FS3.0252</b>	<b>3</b>	<b>Group</b>	<b>GROUP POLIZENE</b>	<b>2</b>	<b>A-B</b>
N11.1135	48	Screw	CYLINDRICAL HEAD CAP SCREW M6x12 ZN UNI 5931	2	B
FS3.2097	49	Polizene	POLIZENE FOR MOTOR PINION/CENTRAL GEAR	1	C-D
N1.6204	50	Washer	SPRING LOCK WASHER DIN 127 -B- M6	2	
FS3.2087	51	Bracket	BRACKET SUPPORT POLIZENE UNDER THE DISK	1	
<b>FS3.0253</b>	<b>4</b>	<b>Group</b>	<b>GROUP GUIDE</b>	<b>2</b>	<b>A-B</b>
N11.1173	55	Bolt	CYLINDRICAL HEAD CAP SCREW M8x25 ZN DIN 912	4	
N1.6215	56	Washer	SPRING LOCK WASHER DIN 127 -B- M8	4	
N1.6117	57	Washer	WASHER UNI 6592 M8 (8.4x16x1.6)	4	
FS3.2095	58	Plate	SLIDE FOR SUPPORT OF THE GEARBOX, TH. 6MM	1	B-D
FS3.2145	59	Plate	SLIDE FOR SUPPORT OF THE GEARBOX, TH.S 2.5MM	1	
FS3.2102	60	Plate	SLIDE FOR SUPPORT OF THE GEARBOX, TH. 4MM	1	
<b>FS3.0255B</b>	<b>5</b>	<b>Group</b>	<b>GROUP BRACKET BLUE RAL 5010</b>	<b>1</b>	<b>A-B</b>
FS3.2131B	40	Bracket	BRACKET BLUE RAL 5010	1	
N1.6410	41	Washer	WASHER DIN 6798J M10 10,5x18x0,9	5	
N1.1228	42	Screw	BUTTON HEAD SCREW ISO 7380 - M10 x 25	5	B
<b>FS3.0256B</b>	<b>6</b>	<b>Group</b>	<b>GROUP PAINTED CLOSING BASE BLUE RAL 5010</b>	<b>1</b>	<b>A</b>
FS3.2090B	34	Cover	PAINTED CLOSING BASE BLUE RAL 5010	1	A
N1.1220	35	Screw	BUTTON HEAD SCREW ISO 7380 - M6 x 16	4	B
N1.6163	36	Washer	PLAIN WASHER M6 GALVANIZED DIN 125A - 6,4x12x1,6	4	
<b>FS3.0257B</b>	<b>7</b>	<b>Group</b>	<b>GROUP PAINTED MOTOR CARTER BLUE RAL 5010</b>	<b>1</b>	<b>A</b>
FS3.2091B	31	Carter	PAINTED MOTOR CARTER BLUE RAL 5010	1	A
N1.1220	32	Screw	BUTTON HEAD SCREW ISO 7380 - M6 x 16	2	B
N1.6163	33	Washer	PLAIN WASHER M6 GALVANIZED DIN 125A - 6,4x12x1,6	4	
N1.1520	60	Screw	HEXAGON HEAD SCREW CL.8.8 DIN 933 M6x16 GAL.	2	B

**FS3.0291GB/FS3.0292GB/FS3.0293GB/FS3.0294GB Base unit Ø1500/Ø1650/Ø1800/Ø2200mm**

Part no.	RIF	Description	Specification English	Q.ty	Maintenance
<b>FS3.0258</b>	<b>8</b>	<b>Group</b>	<b>GROUP BRACKET FOR FILM</b>	<b>1</b>	<b>A-B</b>
FS1.1383	37	Plate	PLATE FOLDED FIXED ON THE TURNTABLE	1	A-B
N1.1591	38	Bolt	HEXAGONAL HEAD BOLT M10x12 ZINCED UNI 5739	1	B
N2.2455	39	Thorn	ELASTIC THORN 8x10 UNI 6873/71	1	B
<b>FS3.0286</b>	<b>9</b>	<b>Group</b>	<b>GROUP MOTORGear (NEXT PAGES)</b>	<b>1</b>	<b>A-B</b>
<b>FS3.0288B</b>	<b>10</b>	<b>Group</b>	<b>GROUP BRACKET BLUE RAL 5010</b>	<b>1</b>	<b>A-B</b>
FS7.1313B	43	Bracket	BRACKET BLUE RAL 5010	1	
N1.5109	44	Nut	NUT CL. 8 PG UNI 5588/65 DIN 934 M16 GALVANIZED	1	
N1.1552	45	Screw	HEXAGON HEAD BOLT M16x30 GALVANIZED M16x30	1	
N1.1228	46	Screw	BUTTON HEAD SCREW ISO 7380 - M10 x 25	9	B
N1.6410	47	Washer	WASHER DIN 6798J M10 10,5x18x0,9	9	
FS3.2083G	11	Disk	PAINTED DISK D.1500MM YELLOW RAL 1021	1	A
FS3.2144G	11	Disk	PAINTED DISK D.1650MM YELLOW RAL 1021	1	A
FS3.2269G	11	Disk	PAINTED DISK D.1800MM YELLOW RAL 1021	1	A
FS3.2586G	11	Disk	PAINTED DISK D.2200MM YELLOW RAL 1021	1	A
FS3.2085	12	Plate	PLATE TO STRETCH THE CHAIN OF THE BASE UNIT	1	
FS3.2098	13	Polizene	POLIZENE BETWEEN CHAIN AND BASE UNIT	1	C
FS3.2259B	14	Base unit	PAINTED BASE UNIT D.1500MM BLUE RAL 5010	1	A
FS3.2260B	14	Base unit	PAINTED BASE UNIT D.1650MM BLUE RAL 5010	1	A
FS3.2257B	14	Base unit	PAINTED BASE UNIT D.1800MM BLUE RAL 5010	1	A
FS3.2575B	14	Base unit	PAINTED BASE UNIT D.2200MM BLUE RAL 5010	1	A
FS3.2342	15	Label	FALL DANGER LABEL	1	A-C
FS3.2343	16	Label	CRUSHING DANGER LABEL	1	A-C
FS3.2344	17	Label	FORKLIFT TRUCK LABEL	1	A-C
FS4.1017	18	Roller	ROLL (FOR BASE UNIT D.1500MM)	12	A-C-D
FS4.1017	18	Roller	ROLL (FOR BASE UNIT D.1650MM / D.1800MM)	16	A-C-D
FS4.1017	18	Roller	ROLL (FOR BASE UNIT D. 2200MM)	20	A-C-D
FS4.1208	19	Sheath	SHEATH PVC GREY	1	

**FS3.0291GB/FS3.0292GB/FS3.0293GB/FS3.0294GB Base unit Ø1500/Ø1650/Ø1800/Ø2200mm**

<b>Part no.</b>	<b>RIF</b>	<b>Description</b>	<b>Specification English</b>	<b>Q.ty</b>	<b>Maintenance</b>
N1.1408	20	Bolt	HEXAGON HEAD BOLT M16x40 ZINCED UNI 5739	1	
N1.1542	21	Bolt	HEXAGON HEAD BOLT DIN 933 - M12 x 100 ZINCED	1	<b>B</b>
N1.2183	22	Bolt	SOCKET CTRS. HD BOLT DIN 7991-A- M10 x 20	4	<b>B</b>
N1.5109	23	Nut	NUT M16 ZINCED UNI 5588	1	
N1.5305	24	Nut	PREVAILING HEXAGON TORQUE / NON MET. INS. M8	2	
N1.5936	25	Rivet	HEXAGON RIVET HEAD M6 L=16	4	
N1.6188	26	Washer	WASHER M12 DIN 9021 13x37x3	1	
N4.1804	27	Spring	POLIURETANIC SPRING	1	<b>C</b>
N4.7360	28	Chain	CHAIN 5/8"X3/8" 179 LINKS (FOR BASE UNIT D.1500MM)	1	<b>B-D</b>
N4.7361	28	Chain	CHAIN 5/8"X3/8" 189 LINKS (FOR BASE UNIT D.1650MM)	1	<b>B-D</b>
N4.7363	28	Chain	CHAIN 5/8"X3/8" 199 LINKS (FOR BASE UNIT D.1800MM)	1	<b>B-D</b>
N4.7371	28	Chain	CHAIN 5/8"X3/8" 225 LINKS (FOR BASE UNIT D.2200MM)	1	<b>B-D</b>
N4.7415	29	Link	LINK 5/8"X3/8"	1	
N11.1173	30	Bolt	CYLINDRICAL HEAD CAP BOLT M8x25 ZN UNI 5931	2	<b>B</b>



FS3.0286.V01

FROMM

www.fromm-stretch.com

FROMM

FROMM

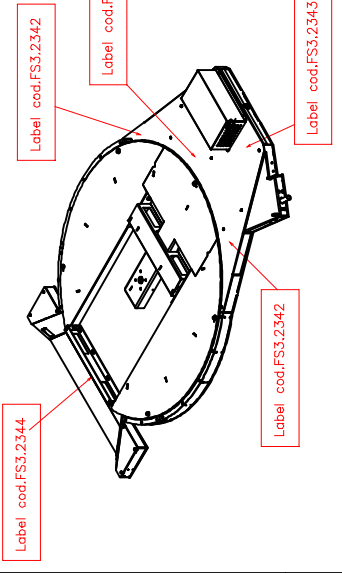
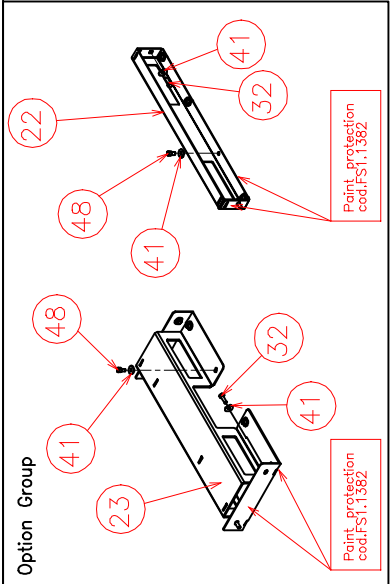
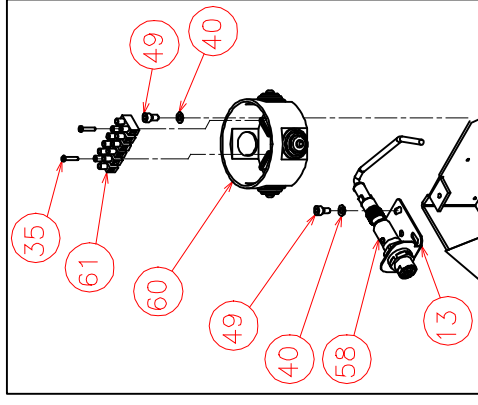
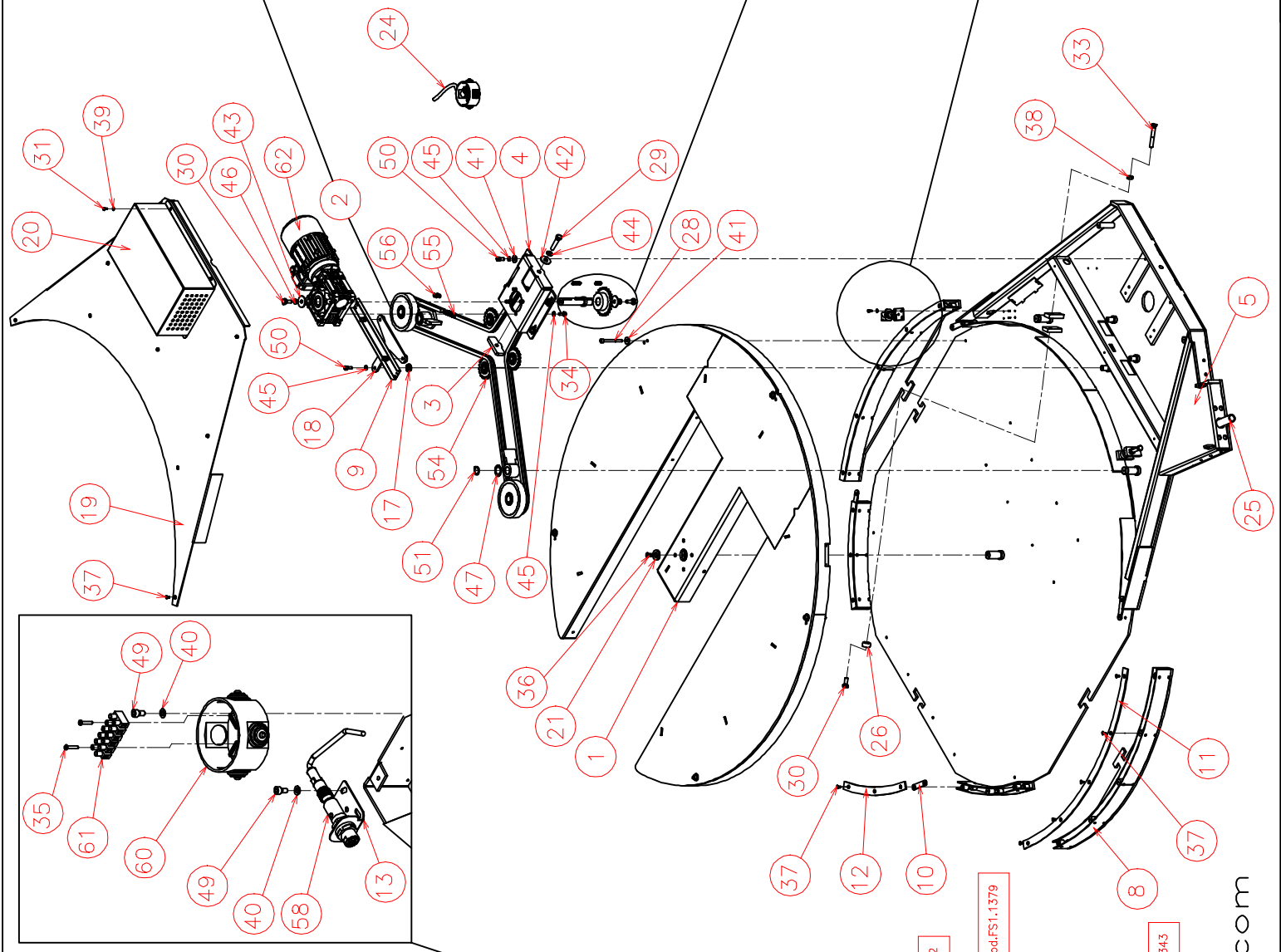
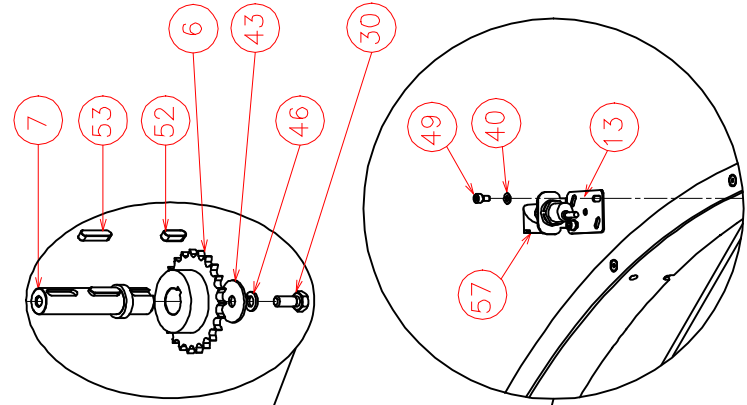
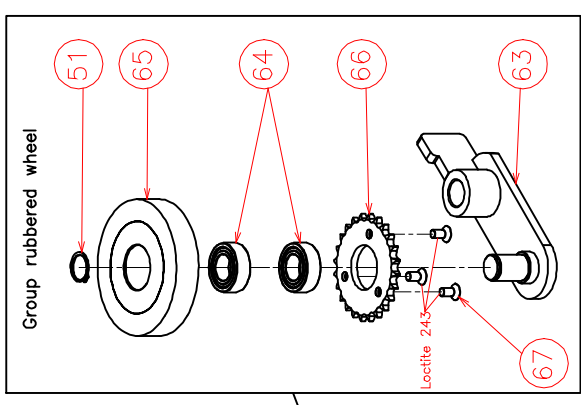


**FS3.0286 Group motorgear**

Part no.	RIF	Description	Specification English	Q.ty	Maintenance
FS3.2086	1	Bracket	SUPPORT POLIZENE UNDER THE GEARBOX	2	
FS3.2088	2	Bracket	BRACKET SHAFT BASE UNIT	1	
FS3.2097	3	Polizene	POLIZENE FOR MOTOR PINION/CENTRAL GEAR	2	<b>C-D</b>
FS3.2103	4	Pinion	PINION 5/8"x3/8" Z=18	1	<b>C-D</b>
FS3.2757Z	5	Bracket	BRACKET SUPPORT GEARBOX BASE UNIT FS390 ZIN.	1	<b>A-B-D</b>
FS3.2758Z	6	Bracket	BRACKET SUPPORT SENSOR BASE UNIT FS390 ZIN.	1	
FS3.2759	7	Shaft	SHAFT GEARBOX FS390	1	<b>C</b>
N1.1546	8	Bolt	HEXAGON HEAD BOLT DIN 933 - M10 x 25 ZINCED	2	<b>B</b>
N1.1589	9	Bolt	HEXAGON HEAD BOLT DIN 933 - M8 x 18 ZINCED	4	
N1.6196	10	Washer	WASHER 10.5x40x2.5	2	
N1.6201	11	Washer/Lock	SPRING LOCK WASHER DIN 127 -B- M10	2	
N1.6204	12	Washer/Lock	SPRING LOCK WASHER DIN 127 -B- M6	4	
N1.6215	13	Washer/Lock	SPRING LOCK WASHER DIN 127 -B- M8	6	
N2.3308	14	Key	KEY 8x7x40 UNI 6604	2	
N2.3314	15	Key	KEY 8x7x25 UNI 6604	1	
N5.2554	16	Proximity	PROXIMITY M18 PNP NO CONN. M12	1	<b>A-E</b>
N11.1102	17	Bolt	CYLINDRICAL HEAD CAP SCREW M8x16 ZN UNI 5931	2	<b>B</b>
N11.1135	18	Screw	CYLINDRICAL HEAD CAP SCREW M6x12 ZN UNI 5931	4	<b>B</b>

**GROUP MOTORGear FS390**

N51.1148	19	Motor/Gear	MOTOR + GEAR	1	<b>B-C-D-E</b>
N51.1131	20	Motor	MOTOR SIMOTOP MS713-4 POWER 0,55 KW	1	<b>B-C-E</b>
N4.7667	21	Gear	GEAR CMRV 63-40 71B14	1	<b>B-C-D</b>



16.8615-17

FROMMM

www.fromm-stretch.com

Reparaturanleitung

Version: 07/14

16.8615-17 Horse shoe FS3.0222GB PARTS Ø1650mm

Part no.	RIF	Description	Specification English	Q.ty	Maintenance	Art. Group
<b>FS3.0221G</b>	<b>1</b>	<b>Disk</b>	<b>PAINTED DISK YELLOW RAL 1021</b>	<b>1</b>		<b>4410</b>
<b>FS3.0226</b>	<b>2</b>	<b>Group</b>	<b>GROUP RUBBERED WHEEL</b>	<b>2</b>	<b>C</b>	<b>4410</b>
N2.1105	51	Seeger	ELASTIC RING TYPE A D.25 DIN 471	2		4400
FS4.1444	63	Lever	LEVER	1		4402
N31.1141	64	Ball bearing	BALL BEARING 63005 2RS1 25X47X16	2	<b>C</b>	4200
FS4.1450	65	Wheel	RUBBERED WHEEL	1	<b>C</b>	4401
FS4.1451	66	Gear	GEAR 1/2"x5/16" Z=24	1	<b>C-D</b>	4402
N1.2168	67	Bolt	SOCKET CTRS HD BOLT DIN 7991 M8x16 ZINCED	3	<b>B-C</b>	4200
FS3.2085	3	Plate	PLATE	1		4402
FS3.2169	4	Bracket	BRACKET SUPPORT GEARBOX	1	<b>B</b>	4402
FS3.2316B	5	Group	GROUP HORSE SHOE D.1650 BLUE RAL 5010	1	<b>A</b>	4402
FS3.2333	6	Pinion	GEARBOX PINION	1	<b>C-D</b>	4400
FS3.2334	7	Shaft	GEARBOX SHAFT	1	<b>C-D</b>	4400
FS3.2349B	8	Plate	CURVED PLATE BLUE RAL 5010	2	<b>A</b>	4402
FS3.2355B	9	Bracket	BRACKET FOR CABLE	1		4403
FS3.2360Z	10	Plate	ZINCED PLATE	4		4402
FS3.2361B	11	Cover	LONG COVER BLUE RAL 5010	2		4402
FS3.2362B	12	Cover	SHORT COVER BLUE RAL 5010	2		4402
FS3.2363Z	13	Bracket	PHOTOCELL ZINCED BRACKET	2		4402
FS3.2366B	14	Plate	FRONT PLATE BLUE RAL 5010	1	<b>A</b>	4402
FS3.2370B	15	Cover	PHOTOCELL COVER BLUE RAL 5010	1	<b>A</b>	4402
FS3.2372B	16	Cover	PHOTOCELL COVER BLUE RAL 5010	1	<b>A</b>	4402
FS3.2375	17	Spacer	SPACER	3		4402
FS3.2376B	18	Plate	PLATE BLUE RAL 5010	1		4402
FS3.2386B	19	Carter	HORSE SHOE CARTER BLUE RAL 5010	1	<b>A</b>	4402
FS3.2388B	20	Carter	MOTOR CARTER BLUE RAL 5010	1	<b>A</b>	4402
FS3.2389Z	21	Washer	SPECIAL ZINCED WASHER	1		4402
FS3.2401	24	Cable	PROXIMITY CABLE M12 L=4000	1	<b>C</b>	4403
FS4.1248	25	Tube	PVC TUBE	1		4403
FS4.1449	26	Spring	POLIURETANIC SPRING D.I.=10.5 L=20	2	<b>C</b>	4400
N1.1105	27	Screw	CYLINDRICAL HEAD CAP SCREWS M3x6 DIN 912 BL	2		4200
N1.1131	28	Bolt	CYLINDRICAL HEAD CAP BOLT M8x80 DIN 912 BL	5		4200
N1.1440	29	Bolt	HEXAGON HEAD BOLT M12x55 DIN 933 ZINCED	1	<b>B</b>	4200
N1.1546	30	Bolt	HEXAGON HEAD BOLT M10x25 DIN 933 ZINCED	4	<b>B</b>	4200
N1.1550	31	Screw	HEXAGON HEAD SCREW M5x12 DIN 933 ZINCED	9		4200
N1.1582	33	Bolt	HEXAGON HEAD BOLT M10x75 DIN 933 ZINCED	2	<b>B</b>	4200
N1.1589	34	Bolt	HEXAGON HEAD BOLT M8x18 DIN 933 ZINCED	4		4200
N1.1714	35	Screw	BUTTON HEAD SCREW M2.9x16 DIN 7981 ZINCED	4		4200
N1.2147	36	Bolt	SOCKET CTRS. HD BOLT DIN 7991 M8x20 ZINCED	1	<b>B</b>	4200
N1.2163	37	Screw	SOCKET CTRS. HD SCREW DIN 7991 M5x12 ZINCED	26		4200
N1.5108	38	Nut	NUT M10 DIN 934 ZINCED	2	<b>B</b>	4200

**16.8615-17 Horse shoe FS3.0222GB PARTS Ø1650mm**

Part no.	RIF	Description	Specification English	Q.ty	Maintenance	Art. Group
N1.6103	39	Washer	PLAIN WASHER M5 5.3x9.5x1 DIN 433 ZINCED	9		4200
N1.6167	40	Washer	PLAIN WASHER M5 5.3x10x1 DIN 433 ZINCED	8		4200
N1.6174	41	Washer	PLAIN WASHER M8 8.4x24x2 DIN 9021 ZINCED	13		4200
N1.6188	42	Washer	PLAIN WASHER M12 13x37x3 DIN 9021 ZINCED	1		4200
N1.6196	43	Washer	PLAIN WASHER M10 10.5x40x2.5 DIN 9021 ZINCED	2		4200
N1.6214	44	Washer	SPRING LOCK WASHER DIN 127 -B- M12	1		4200
N1.6215	45	Washer	SPRING LOCK WASHER DIN 127 -B- M8	11		4200
N1.6216	46	Washer	SPRING LOCK WASHER DIN 127 -B- M10	2		4200
N1.6308	47	Washer	SPECIAL WASHER 26x38x0.5	2		4200
N11.1102	48	Bolt	CYLINDRICAL HEAD CAP SCREW M8x16 ZN DIN 912	4		4200
N11.1118	49	Screw	CYLINDRICAL HEAD CAP SCREW M5x10 ZN DIN 912	8		4200
N11.1141	50	Bolt	CYLINDRICAL HEAD CAP SCREW M8x20 ZN DIN 912	7	<b>B</b>	4200
N2.3314	52	Key	KEY 8x7x25 UNI 6604	1		4200
N2.3355	53	Key	KEY 8x7x35 UNI 6604	2		4200
N4.7238	54	Pinion	PINION WITH BALL BEARINGS 1/2"x5/16" Z=18	3	<b>C</b>	4400
N4.7365	55	Chain	CHAIN 1/2"x5/16" 222 LINKS	1	<b>B-C-D</b>	4200
N4.7413	56	Link	SPRING CLIP (LINK) 1/2"X5/16" ISO 08B-1	1		4200
N5.2643	57	Photocell	PHOTOCELL 90°	1	<b>A-E</b>	4401
N5.2667	58	Photocell	REFLECTOR PHOTOCELL	1	<b>A-E</b>	4403
N5.2668	59	Reflector	REFLECTOR	1	<b>A-E</b>	4400
N5.6612	60	Box	CONNECTION BOX	2	<b>C</b>	4403
N5.6701	61	Clamp	CLAMP 12 POLES	1	<b>C</b>	4403
N51.1112	62	Motor/Gear	GEARBOX IEC71 0.55kW/4 POLES 230/400V 50Hz	1	<b>B-C-D-E</b>	4401

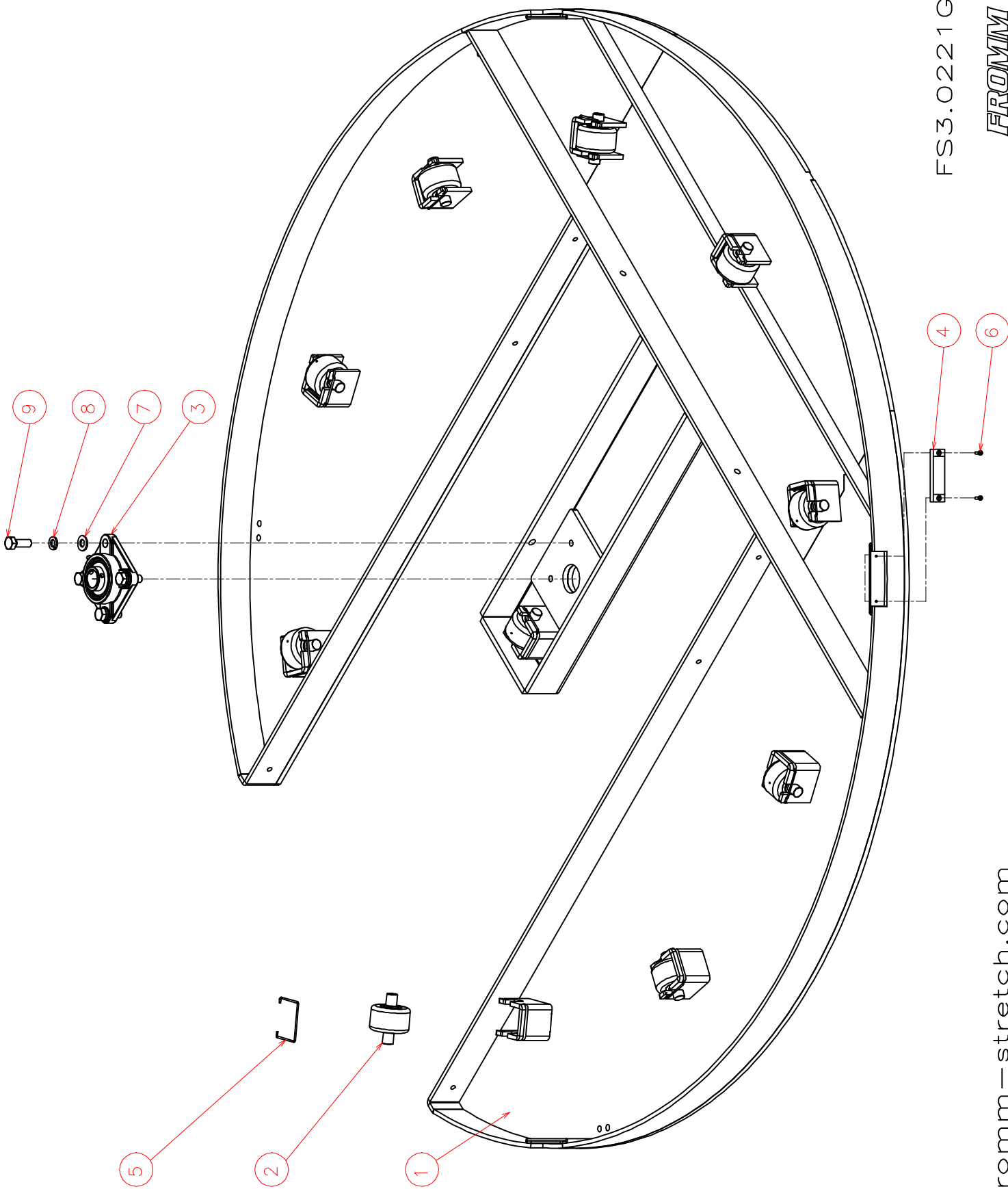
**Inside packaging:**

FS1.1383	Plate	PLATE FOLDED FIXED ON THE TURNTABLE		1		
FS3.2131B	Angular plate	ANGULAR PLATE COLUMN-BASE BLUE RAL 5010		1		
FS3.2132B	Plate	FIXING COLUMN-BASE UNIT BLUE RAL 5010		1		
N1.1228	Bolt	BUTTON HEAD BOLT M10x25 ISO 7380 ZINCED		11		
N1.1591	Bolt	HEXAGON HEAD BOLT M10x12 DIN 933 ZINCED		1		
N1.5109	Nut	NUT M16 DIN 934 ZINCED		1		
N1.5305	Nut	PREVAILING HEXAGON TORQUE M8 DIN 985 ZINCED		2		
N1.6410	Washer	LOCK WASHER M10 10.5x18x0.9 DIN 6798J ZINCED		11		
N11.1173	Bolt	CYLINDRICAL HEAD CAP SCREW M8x25 ZN DIN 912		2		
N2.2455	Thorn	ELASTIC THORN 8x10 DIN 1481 BLACK		1		
N4.4104	Rubber stop	RUBBER STOP TYPE "D" 50x28 M10		2		
N1.1552	Bolt	HEXAGON HEAD BOLT M16x30 DIN 933 ZINCED		1		
N1.4202	Cap	CAP M10x89		2		

**Option group:**

FS3.2394	22	Bracket	LIFTING BRACKET	1		4402
FS3.2395	23	Bracket	LIFTING BRACKET	1		4402
N1.1557	32	Bolt	HEXAGON HEAD BOLT M8x25 DIN 933 ZINCED	6		4200
N1.6174	41	Washer	PLAIN WASHER M8 8.4x24x2 DIN 9021 ZINCED	14		4200
N11.1102	48	Bolt	CYLINDRICAL HEAD CAP SCREW M8x16 ZN DIN 912	8		4200





FS3.0221G.V01

*FROMMM*

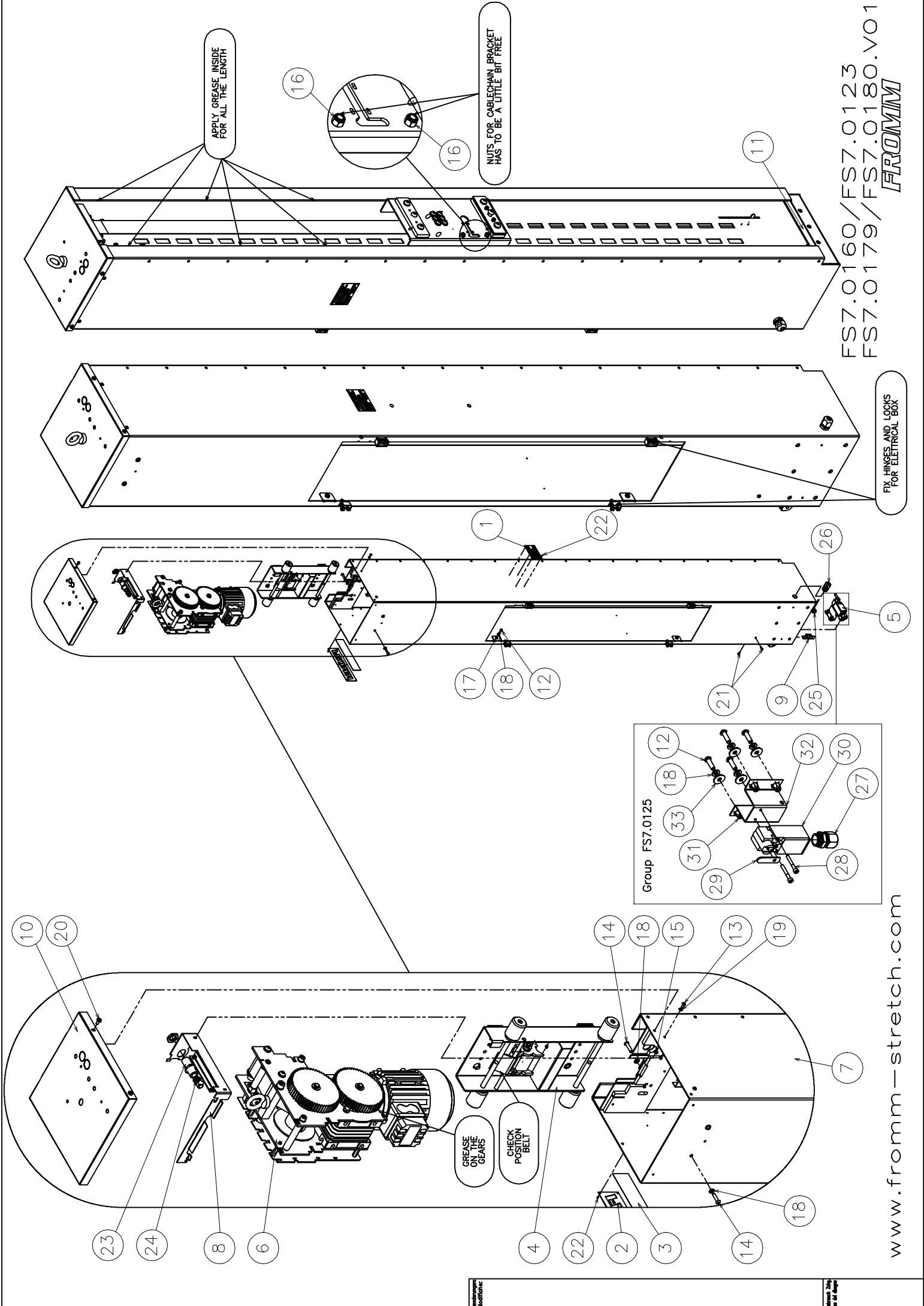
www.fromm-stretch.com

Produktion  
Produktionscode

© 2015  
Alle Rechte vorbehalten

**FS3.0221G Group painted disk yellow ral 1021**

<b>Part no.</b>	<b>RIF</b>	<b>Description</b>	<b>Specification English</b>	<b>Q.ty</b>	<b>Maintenance</b>	<b>Art. Group</b>
FS3.2304G	1	Disk	PAINTED DISK D.1585 YELLOW RAL 1021	1	<b>A</b>	4402
FS4.1017	2	Roller	ROLL (VALID UNTIL 31.12.2011)	10	<b>A-C-D</b>	4401
FS4.0168	2	Roller	ROLL (VALID FROM 01.01.2012)	10	<b>A-C-D</b>	4401
N3.4624	3	Support	SWINGING BRACKET UCF 205	1	<b>C-D</b>	4400
N5.2644	4	Reflector	REFLECTING RL 112-G 19X73 MD	1	<b>A</b>	4400
FS4.1462	5	Wire steel	INOX AISI 302 WIRE STEEL STOP ROLL	10	<b>C</b>	4200
N1.1173	6	Screw	CYLINDRICAL HEAD SCREW M3x10 DIN 912 GALVAN.	2		4200
N1.6161	7	Washer	PLAIN WASHER M10 10,5x20x2 ZINCED DIN 125A	4		4200
N1.6216	8	Washer	SPRING LOCK WASHER M10 DIN 127-B- GALVANIZED	4		4200
N1.1511	9	Bolt	HEXAGONAL HEAD BOLT M10x30 ZINCED DIN 933	4		4200



APPLY GREASE INSIDE FOR ALL THE LENGTH

NUITS FOR CABLECHAIN BRACKET HAS TO BE A LITTLE BIT FREE

GREASE ON THE GEARS

CHECK POSITION BELT

Group FS7.0125

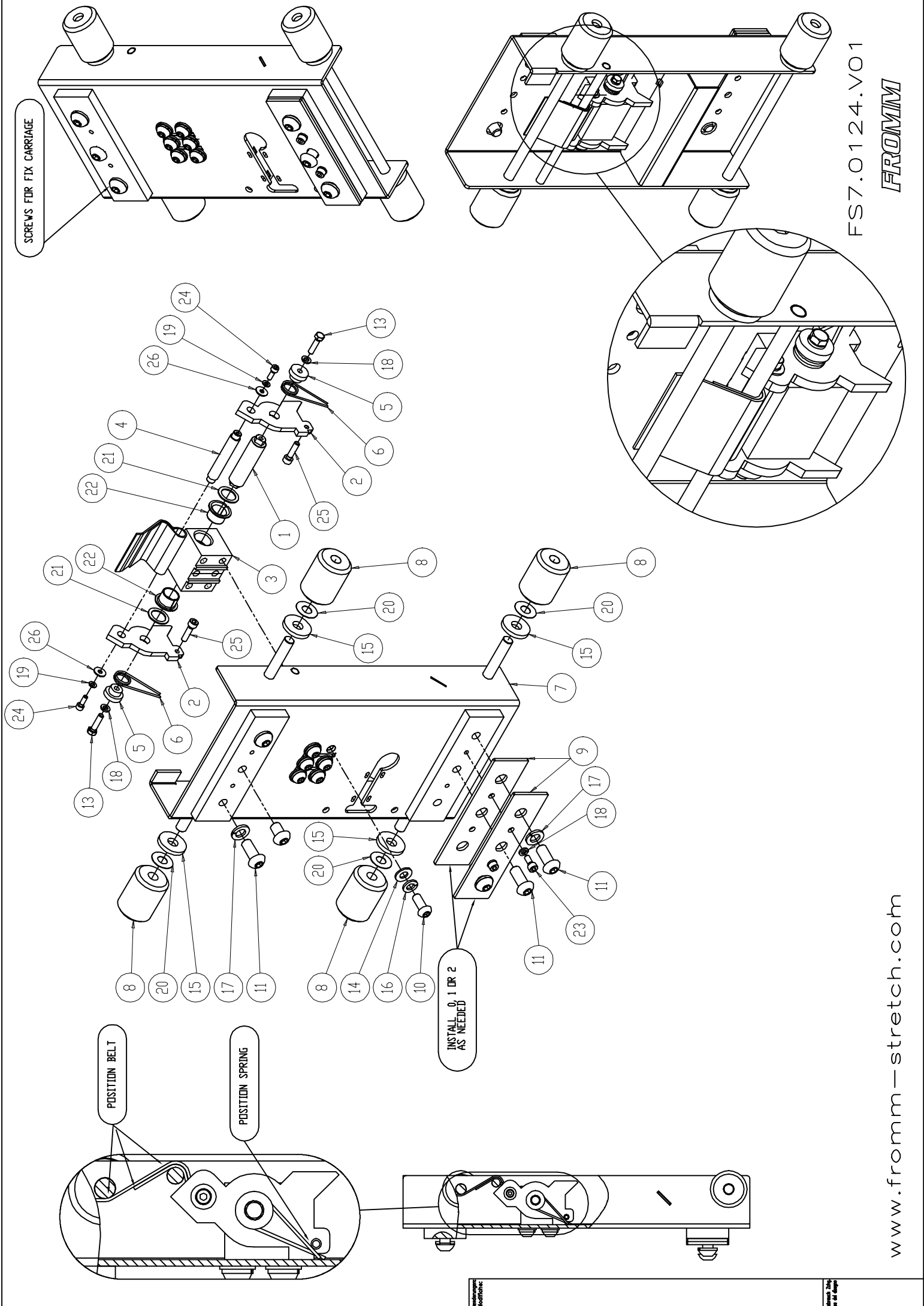
FS7.0160/FS7.0123  
FS7.0179/FS7.0180.V01  
**FROMM**

FIX HINGES AND LOCKS FOR ELECTRICAL BOX



**FS7.0160GB\_FS7.0123GB\_FS7.0179GB\_FS7.0180GB Group Mast H.2250/2500mm/2800mm/3050mm**

Part no.	RIF	Description	Specification English	Q.ty	Maintenance
FS4.1184	1	Label	LABEL REGISTER FS	1	
FS4.1516	2	Label	LABEL BRAND FROMM	1	
FS4.1521	3	Sticker	RED STICKER PVC	1	
<b>FS7.0124G</b>	<b>4</b>	<b>Group</b>	<b>GROUP CARRIAGE FOR MAST (NEXT PAGES)</b>	<b>1</b>	<b>E</b>
<b>FS7.0125</b>	<b>5</b>	<b>Group</b>	<b>GROUP MICROSWITCH</b>	<b>1</b>	<b>E</b>
N5.3331	27	Gland	GLAND PG.11	1	<b>B-C</b>
N11.1174	28	Screw	CYLINDRICAL HEAD CAP SCREW M4x30 ZN UNI 5931	2	
FS1.2064Z	29	Bracket	MICRO BRACKET ZINCED	1	
N5.2358	30	Microswitch	MICROSWITCH FR531-A PIZZATO	1	<b>E</b>
N1.5936	31	Rivet	RIVET HEXAGON HEAD M6 L=16	4	
FS7.1204Z	32	Bracket	BRACKET FOR MICRO ZINCED	1	
N1.6131	33	Washer	PLAIN WASHER DIN 125 - 6,4 x 18 ZINCED	4	
N1.6204	18	Washer	SPRING LOCK WASHER DIN 127 -B- M6	4	
N1.1222	12	Screw	BUTTON HEAD SCREW ISO 7380 - M6 x 20 ZINCED	4	<b>B</b>
<b>FS7.0153</b>	<b>6</b>	<b>Group</b>	<b>GROUP MOTORGear PLUS CARTER (NEXT PAGES)</b>	<b>1</b>	<b>E</b>
FS7.1380B	7	Mast	MAST H.2250MM BLUE RAL5010	1	
FS7.1172B	7	Mast	MAST H.2500MM BLUE RAL5010	1	
FS7.1674B	7	Mast	MAST H.2800MM BLUE RAL5010	1	
FS7.1678B	7	Mast	MAST H.3050MM BLUE RAL5010	1	
FS7.1201Z	8	Bracket	BRACKET FOR SENSOR ZINCED	1	
FS7.1205Z	9	Bracket	BRACKET FOR CABLE ZINCED	1	
FS7.1206B	10	Carter	TOP CARTER BLUE RAL5010	1	
FS7.1208B	11	Plate	PLATE TO FIX THE BASE BLUE RAL5010	1	
N1.1222	12	Screw	BUTTON HEAD SCREW ISO 7380 - M6 x 20 ZINCED	4	<b>B</b>
N1.1230	13	Screw	BUTTON HEAD SCREW ISO 7380 - M4 x 10 ZINCED	2	
N1.1233	14	Screw	BUTTON HEAD SCREW ISO 7380 - M6 x 25 ZINCED	4	<b>B</b>
N1.5124	15	Nut	NUT DIN934 M5 ZINCED	2	
N1.5301	16	Nut	NUT DIN 985 M6 ZINCED	2	
N1.5936	17	Rivet	RIVET HEXAGON HEAD M6 L=16	4	
N1.6204	18	Washer	SPRING LOCK WASHER DIN 127 -B- M6	8	
N1.6219	19	Washer	SPRING LOCK WASHER DIN 127 -B- M4	2	
N1.7331	20	Screw	HEAD PIN SCREW M5x10 ZINCED UNI 8112	3	
N1.7333	21	Screw	HEAD PIN SCREW M4x10 ZINCED UNI 8112	2	
N2.4902	22	Rivet	CYLINDRICAL HEAD CAP RIVET UNI 7346 D.1,85x4,76 N.	10	
N5.2554	23	Proximity	PROXIMITY M18 PNP NO CONN. M12 AK1/AP-1H	1	<b>E</b>
N5.3172	24	Cable	CABLE FOR PHOTOCELL OR PROXIMIY L.2m D12 90gr	1	
N5.3341	25	Cablegland	LOCK NUT M20 GREY COLOR RAL 7035	1	
N5.3352	26	Gland	GLAND M20 D.6-12 GREY COLOR RAL 7035	1	<b>B-C</b>

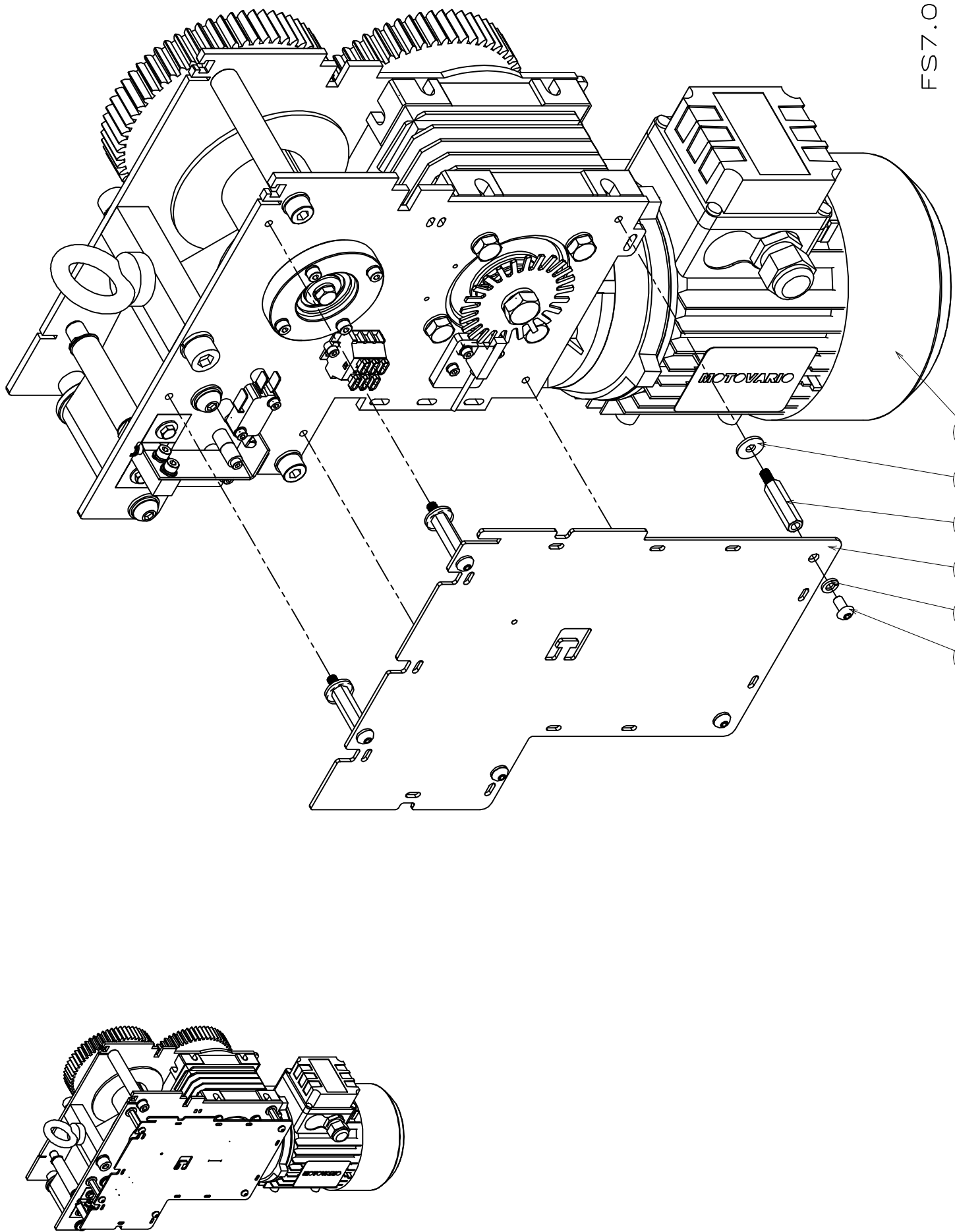


FS7.O124.V01

FROMM

**FS7.0124G Group carriage for the mast colour yellow RAL1021**

Part no.	RIF	Description	Specification English	Q.ty	Maintenance
FS1.2029	1	Pin	PIN	1	
FS1.2030Z	2	Plate	PLATE ZINCED	2	<b>E</b>
FS1.2031	3	Block	BLOCK	1	
FS1.2032	4	Pin	PIN	1	
FS1.2034	5	Distan. Piece	DISTANCE PIECE	2	
FS1.2076	6	Spring	SPRING	2	<b>C-D</b>
FS7.1181G	7	Carriage	PAINTED CARRIAGE YELLOW RAL1021	1	<b>A-D</b>
FS7.1184	8	Wheel	WHEEL	4	<b>C-D</b>
FS7.1309	9	Plate	PAINTED PLATE	2	
N1.1211	10	Bolt	BUTTON HEAD SCREW ISO 7380 - M8 x 20 ZINCED	6	<b>B</b>
N1.1228	11	Screw	BUTTON HEAD SCREW ISO 7380 - M10 x 25 ZINCED	5	<b>B</b>
N1.1234	12	Screw	BUTTON HEAD SCREW ISO 7380 - M10 x 16 ZINCED	1	<b>B</b>
N1.1504	13	Screw	HEXAGON HEAD BOLT DIN 933 - M5 x 20 ZINCED	2	<b>B</b>
N1.6117	14	Washer	WASHER UNI 6592 M8 (8.4x16x1.6) ISO7089	6	
N1.6189	15	Washer	WASHER Di=10,5 De=28 SP=4 ZINCED	4	
N1.6215	16	Washer	SPRING LOCK WASHER DIN 127 -B- M8 GALVANIZED	6	
N1.6216	17	Washer	SPRING LOCK WASHER DIN 127 -B- M10 GALVANIZED	4	
N1.6217	18	Washer	SPRING LOCK WASHER DIN 127 -B- M5 GALVANIZED	4	
N1.6219	19	Washer	SPRING LOCK WASHER DIN 127 -B- M4 GALVANIZED	2	
N1.6306	20	Washer	WASHER 10x22x0.5	4	
N1.6375	21	Washer	SPECIAL WASHER TYPE "PS" 15x21x1	2	
N3.3142	22	Bush	BUSH 15X17X12	2	<b>C</b>
N11.1101	23	Screw	CYLINDRICAL HEAD CAP SCREW M5x12 ZN DIN 912	2	<b>B</b>
N11.1116	24	Screw	CYLINDRICAL HEAD CAP SCREW M4x12 ZN DIN 912	2	<b>B</b>
N11.1119	25	Screw	CYLINDRICAL HEAD CAP SCREW M5x20 ZN DIN 912	2	<b>B</b>
N11.6106	26	Washer	PLAIN WASHER ISO 7093 M4 4.3x12 GALVANIZED	2	



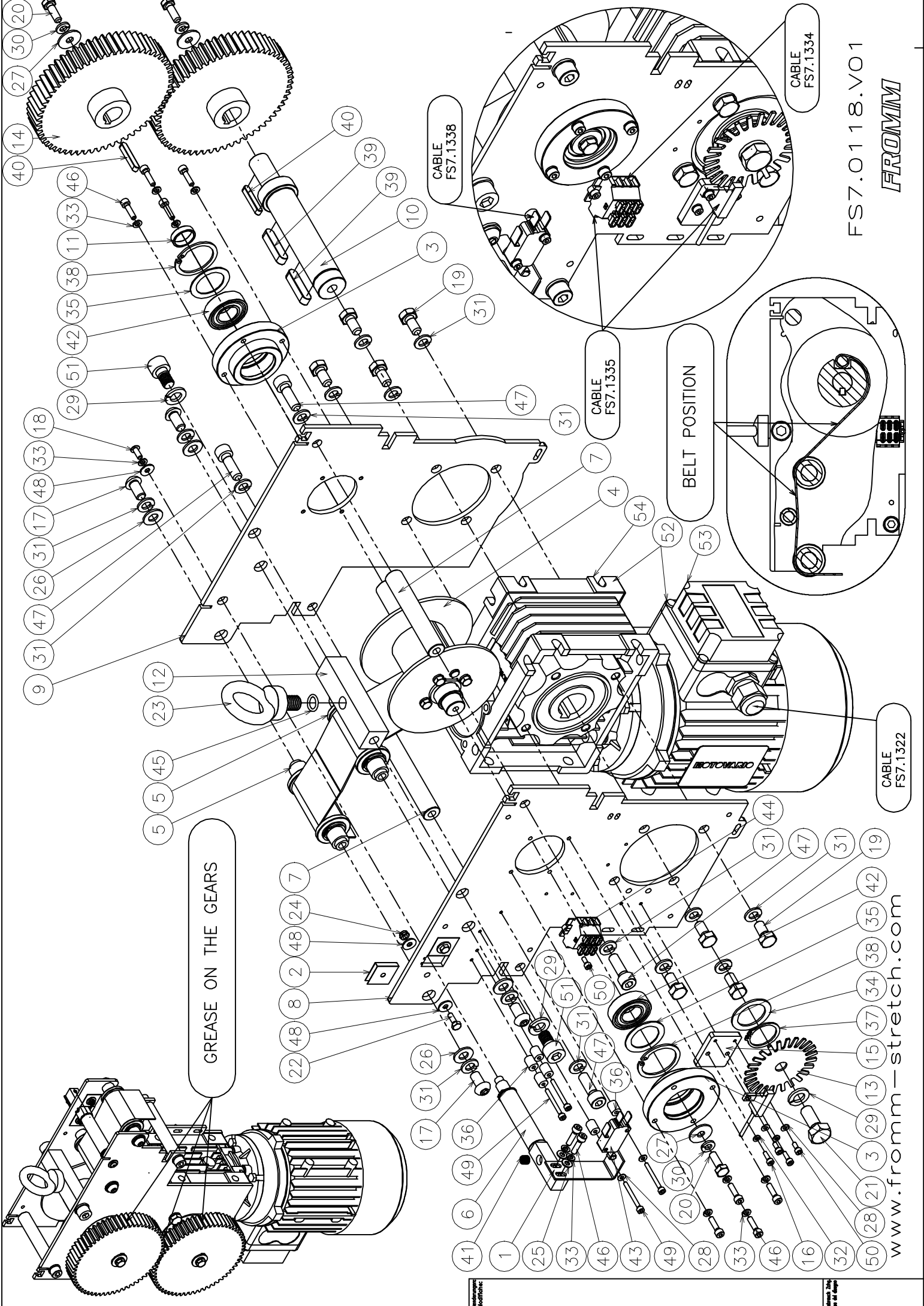
FS7.0153.V01

FROMM

www.fromm-stretch.com

**FS7.0153 Group motorgear plus carter**

<b>Part no.</b>	<b>RIF</b>	<b>Description</b>	<b>Specification English</b>	<b>Q.ty</b>	<b>Maintenance</b>
<b>FS7.0118</b>	<b>1</b>	<b>Group</b>	<b>GROUP MOTORGEAR (NEXT PAGES)</b>	<b>1</b>	<b>E</b>
FS7.1361Z	2	Carter	CARTER MOTORGROUP ZINCED	1	
N1.1224	3	Screw	BUTTON HEAD SCREW ISO 7380 - M5 x 10 ZINCED	5	<b>B</b>
N1.6217	4	Washer	SPRING LOCK WASHER DIN 127 -B- M5	5	
N5.3840	5	Distan. piece	DISTANCE PIECE M5x30	5	
N1.6125	6	Washer	PLAIN WASHER M5 D.5,3X15X1,2 DIN9021 ZINCED	5	



FS7.O118.VO1

FROMM

www.fromm-stretch.com

Illustration

Scale 1:1

**FS7.0118 Group Motorgear**

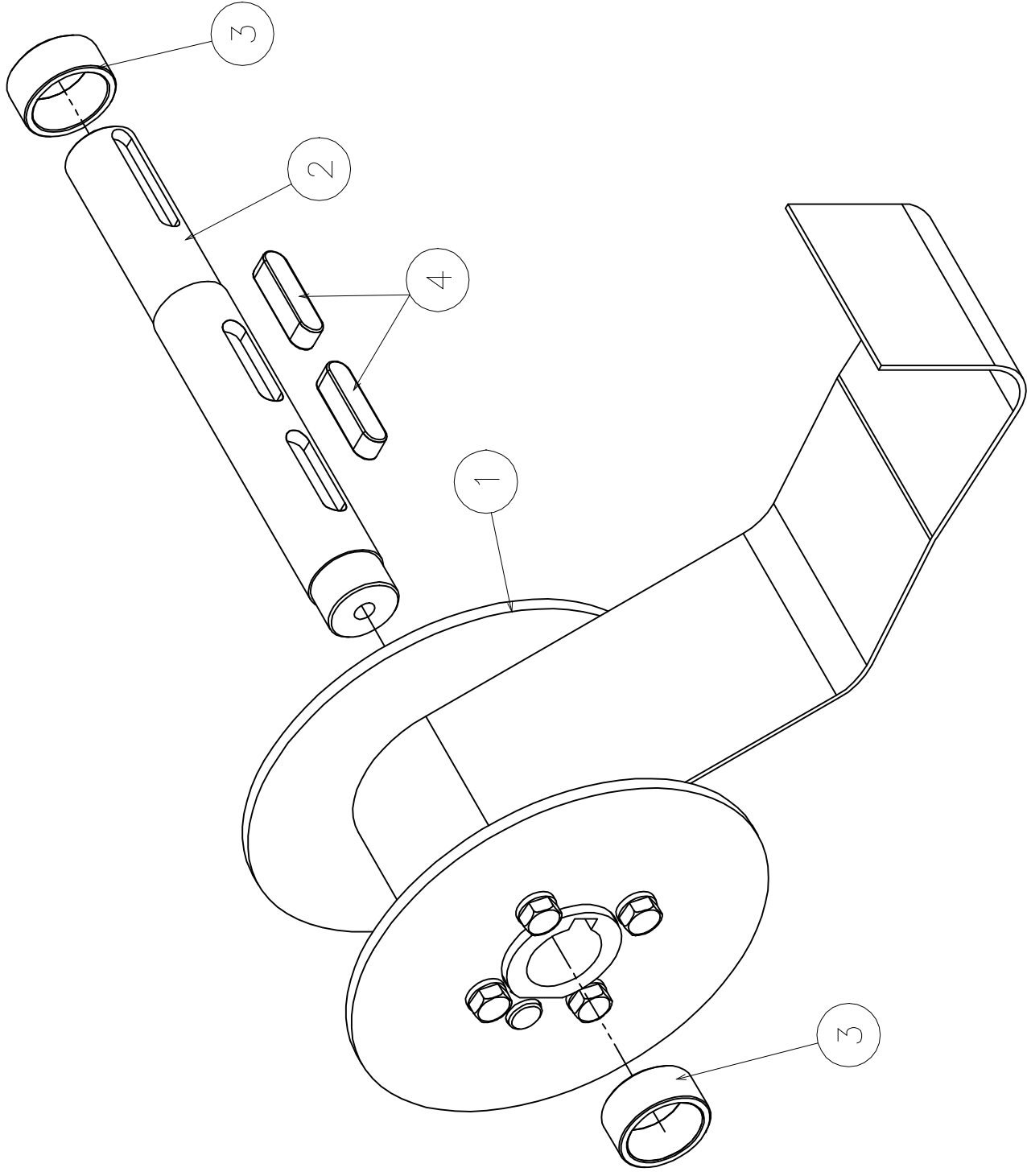
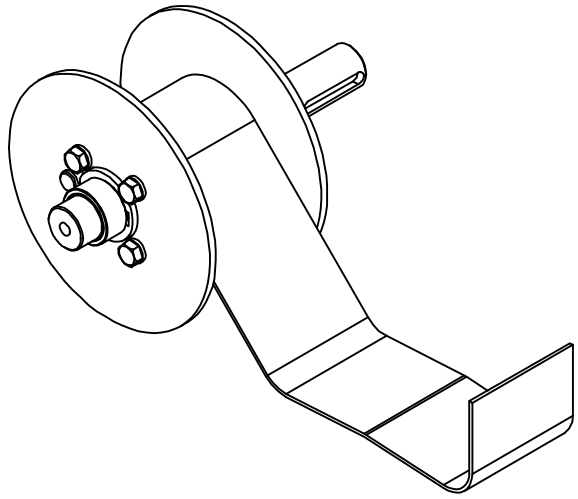
<b>Part no.</b>	<b>RIF</b>	<b>Description</b>	<b>Specification English</b>	<b>Q.ty</b>	<b>Maintenance</b>
FS1.2058Z	1	Bracket	BRACKET FOR MICROSWITCH ZINCED	1	<b>E</b>
FS1.2099	2	Teflon	TEFLON	2	
FS3.2209	3	Flange	FLANGE	2	
<b>FS7.0119</b>	<b>4</b>	<b>Group</b>	<b>GROUP REEL PLUS SHAFT (NEXT PAGES)</b>	<b>1</b>	<b>E</b>
<b>FS7.0120</b>	<b>5</b>	<b>Group</b>	<b>GROUP ROLL FOR BELT (NEXT PAGES)</b>	<b>2</b>	<b>E</b>
<b>FS7.0121</b>	<b>6</b>	<b>Group</b>	<b>GROUP ROLLER FOR SENSOR (NEXT PAGES)</b>	<b>1</b>	<b>E</b>
FS7.1163	7	Spacer	SPACER	2	
FS7.1164Z	8	Plate	PLATE ZINCED	1	
FS7.1165Z	9	Plate	PLATE ZINCED	1	
FS7.1169	10	Shaft	SHAFT	1	
FS7.1171	11	Distan. Piece	DISTANCE PIECE	1	
FS7.1180	12	Block	BLOCK FOR EYEBOLT	1	
FS7.1198Z	13	Wheel	WHEEL FOR SENSOR ZINCED	1	<b>C</b>
FS7.1209	14	Wheel	WHEEL	2	<b>C</b>
FS7.1280Z	15	Plate	PLATE ZINCED	1	
N1.1173	16	Screw	CYLINDRICAL HEAD CAP SCREW M8x25 ZN DIN 912	2	<b>B</b>
N1.1221	17	Bolt	BUTTON HEAD BOLT ISO 7380 - M8 x 16 ZINCED	4	<b>B</b>
N1.1230	18	Screw	BUTTON HEAD SCREW ISO 7380 - M4 x 10 ZINCED	1	<b>B</b>
N1.1507	19	Bolt	HEXAGONAL HEAD CAP BOLT M8x16 ZN DIN 933	8	<b>B</b>
N1.1518	20	Bolt	HEXAGONAL HEAD CAP BOLT M6x18 ZN DIN 933	3	<b>B</b>
N1.1546	21	Bolt	HEXAGONAL HEAD CAP BOLT M10x25 ZN DIN 933	1	<b>B</b>
N1.1556	22	Bolt	HEXAGONAL HEAD CAP BOLT M4x12 ZN DIN 933	2	<b>B</b>
N1.4404	23	Eyebolt	EYEBOLTS UNI 2947 DIN 580 M12 GALVANIZED	1	<b>B</b>
N1.5307	24	Nut	PREVAILING HEXAGON TORQUE / NON MET. INS. M4	2	
N1.6115	25	Washer	PLAIN WASHER DIN 125A M4 ZINCED	2	
N1.6117	26	Washer	PLAIN WASHER DIN 125A M8 DIAM.8,4X16X1,6 ZN	4	
N1.6141	27	Washer	PLAIN WASHER 6x20x1,5 ZINCED	3	
N1.6190	28	Washer	WASHER M3 DIN125 Di=3,2 De=7 sp=0,5	4	
N1.6201	29	Washer	SPRING LOCK WASHER DIN 127 -B- M10 ZN	3	
N1.6204	30	Washer	SPRING LOCK WASHER DIN 127 -B- M6 ZN	3	
N1.6215	31	Washer	SPRING LOCK WASHER DIN 127 -B- M8 ZN	16	
N1.6218	32	Washer	SPRING LOCK WASHER DIN 127 -B- M3 ZN	2	
N1.6219	33	Washer	SPRING LOCK WASHER DIN 127 -B- M4 ZN	11	
N1.6334	34	Washer	WASHER DIN 988 35X25X1.5	1	
N1.6342	35	Washer	WASHER DIN 988 35X25X1	2	
N1.6379	36	Distan. piece	DISTANCE PIECE d3,1xD8x10	6	
N2.1105	37	Seeger	SEEGER FOR SHAFT D.25 TYPE A DIN471	1	

**FS7.0118 Group Motorgear**

Part no.	RIF	Description	Specification English	Q.ty	Maintenance
N2.1206	38	Seeger	SEEGER FOR HOLES D.35 TYPE J DIN472	2	
N2.3355	39	Key	KEY 8x7x35 DIN 6885A	2	
N2.3333	40	Key	KEY 5x5x30 DIN 6885	2	
N2.5159	41	Spring	SPRING 0.5 X 7 X 18/7.5	1	<b>C</b>
N3.1115	42	Ball bearing	BALL BEARING 6003.2RS17x35x10	2	
N5.2375	43	Microswitch	MICROSWITCH OMRON D3V-166-M1C5	1	<b>E</b>
N5.6726	44	Clamp	CLAMP	1	
N6.6267	45	Washer	O-RING D.10x2	1	
N11.1117	46	Screw	CYLINDRICAL HEAD SCREW DIN 912 M4x16 ZN	10	<b>B</b>
N11.1173	47	Screw	CYLINDRICAL HEAD CAP SCREW M8x25 ZN DIN 912	4	<b>B</b>
N11.6106	48	Washer	PLAIN WASHER M4 4.3x12 ISO 7093 ZN	5	
N12.1114	49	Screw	CYLINDRICAL HEAD SCREW DIN 912 M3x30 ZN	4	
N12.1115	50	Screw	CYLINDRICAL HEAD SCREW DIN 912 M3x8 ZN	4	
N12.1151	51	Screw	CYLINDRICAL HEAD SCREW DIN 912 M10x16 ZN	2	<b>B</b>
<b>GROUP MOTORGear FS390</b>					
N51.1140	52	Motor/Gear	MOTOR+GEAR	1	<b>B-C-D-E</b>
N51.1141	53	Motor	MOTOR	1	<b>B-C-E</b>
N4.7661	54	Gear	GEAR	1	<b>B-C-D</b>

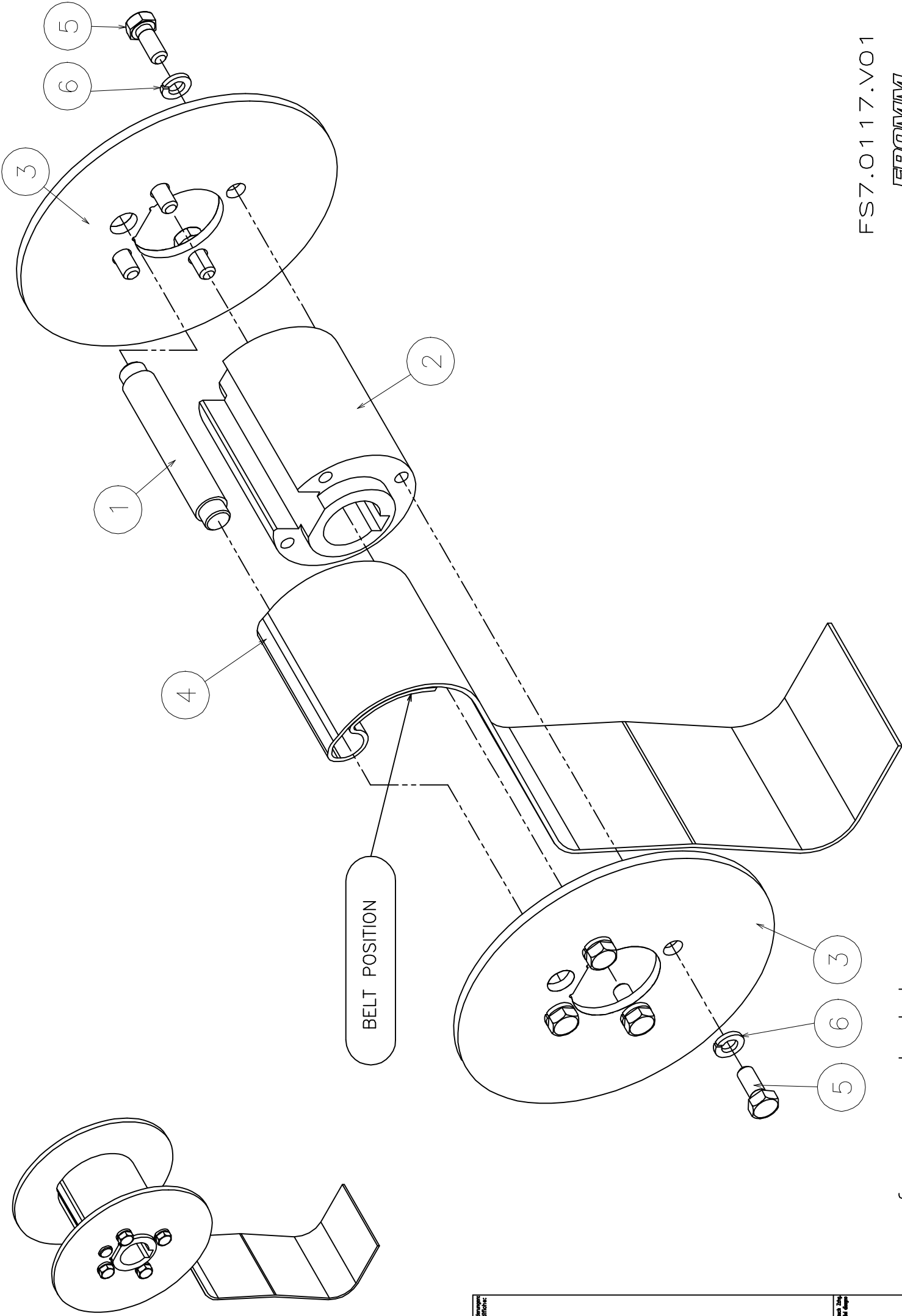






**FS7.0119 Group reel plus shaft**

<b>Part no.</b>	<b>RIF</b>	<b>Description</b>	<b>Specification English</b>	<b>Q.ty</b>	<b>Maintenance</b>
<b>FS7.0117</b>	<b>1</b>	<b>Group</b>	<b>GROUP REEL (NEXT PAGES)</b>	<b>1</b>	<b>E</b>
FS7.1166	2	Shaft	SHAFT	1	
FS7.1167	3	Distan.Piece	DISTANCE PIECE	2	
N2.3307	4	Key	KEY 6x6x25 DIN 6885A	2	



BELT POSITION

FS7.0117.V01

*FROMM*

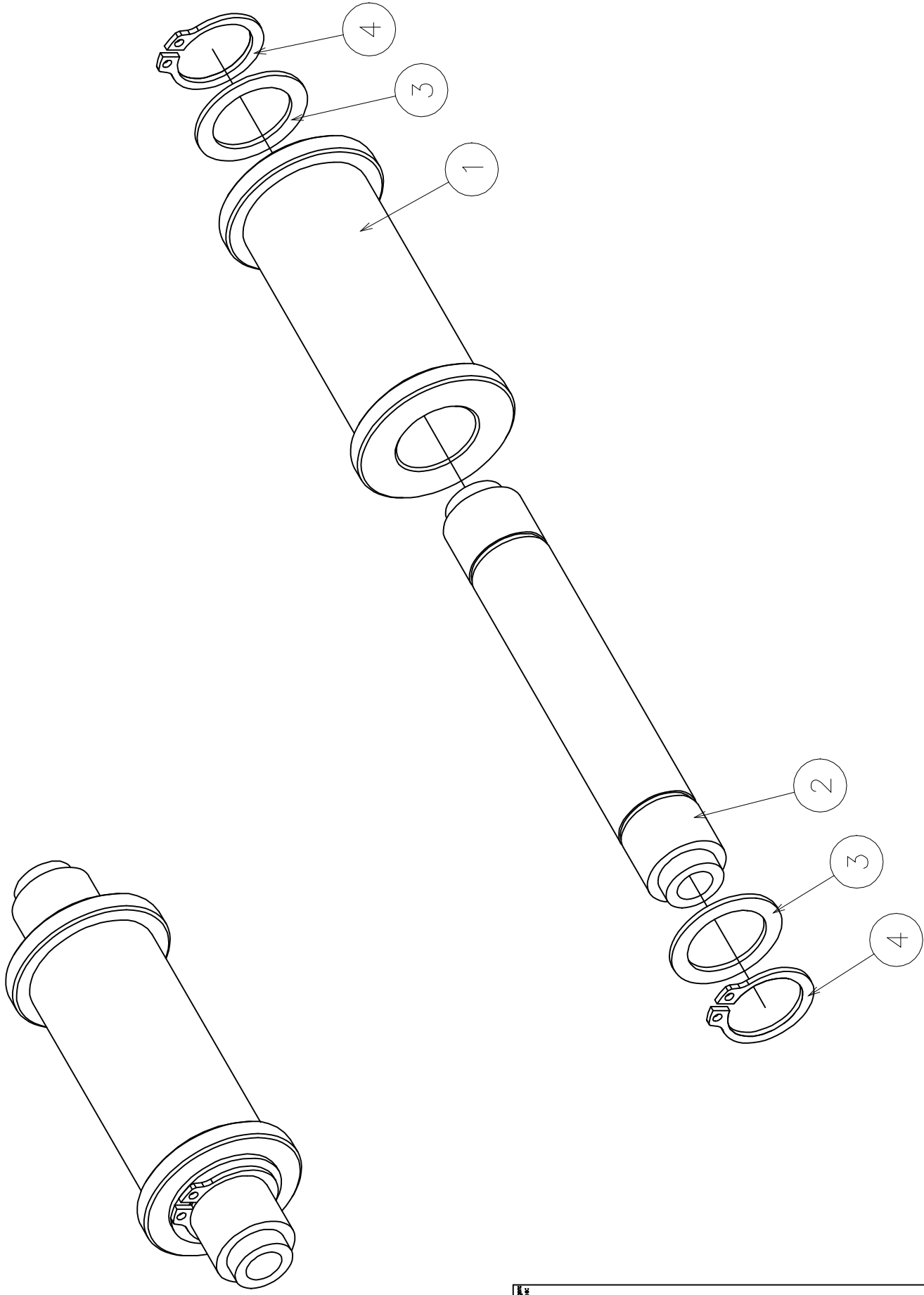
www.fromm-stretch.com

www.fromm-stretch.com

www.fromm-stretch.com

**FS7.0117 Group reel**

<b>Part no.</b>	<b>RIF</b>	<b>Description</b>	<b>Specification English</b>	<b>Q.ty</b>	<b>Maintenance</b>
FS7.1160	1	Pin	PIN	1	
FS7.1161	2	Reel	REEL	1	<b>E</b>
FS7.1162Z	3	Plate	PLATE ZINCED	2	
FS7.1212	4	Belt	BELT	1	<b>C</b>
N1.1550	5	Bolt	HEXAGONAL HEAD CAP BOLT M5x12 ZN DIN 933	8	
N1.6217	6	Washer	SPRING LOCK WASHER DIN 127 -B- M5 ZN	8	



www.fromm-stretch.com

FS7.0120.V01

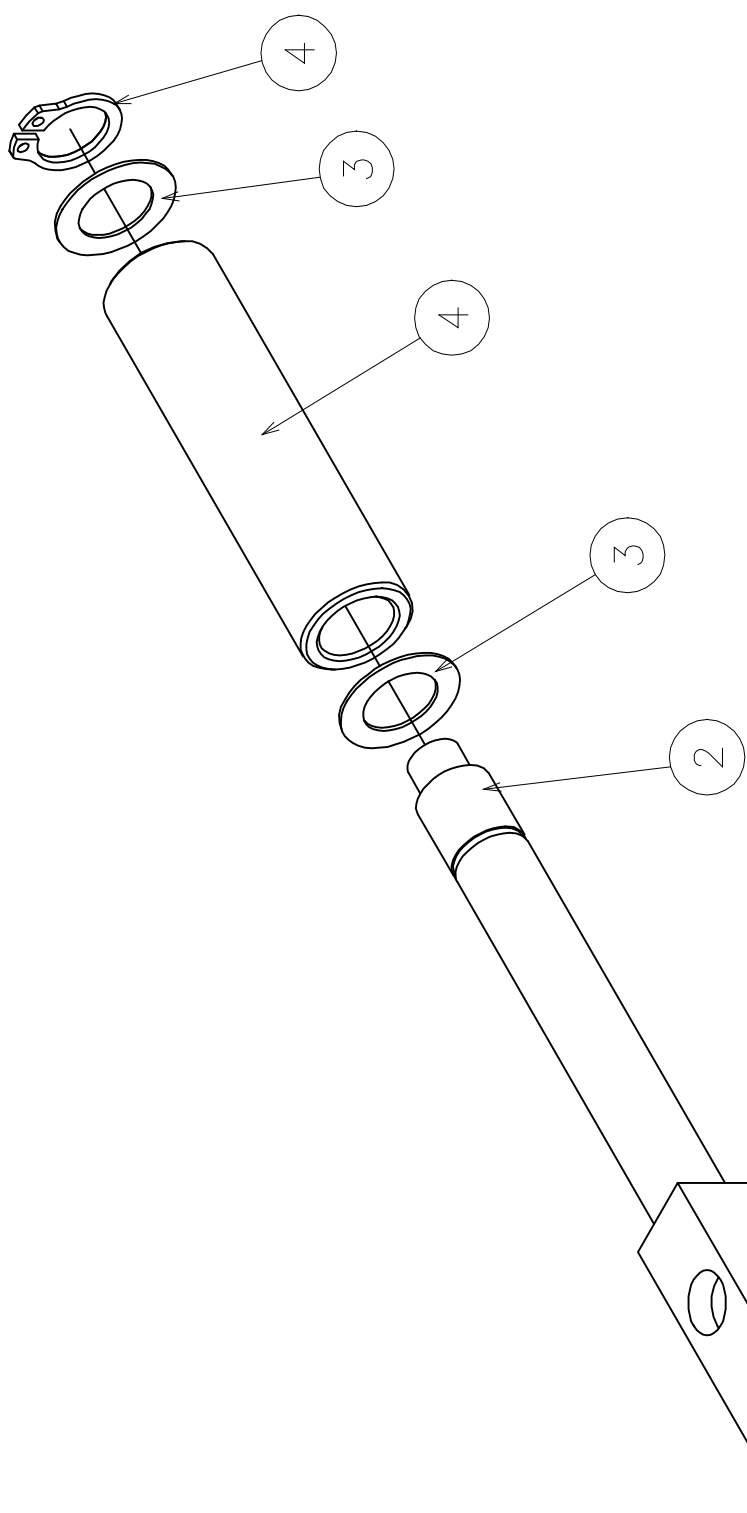
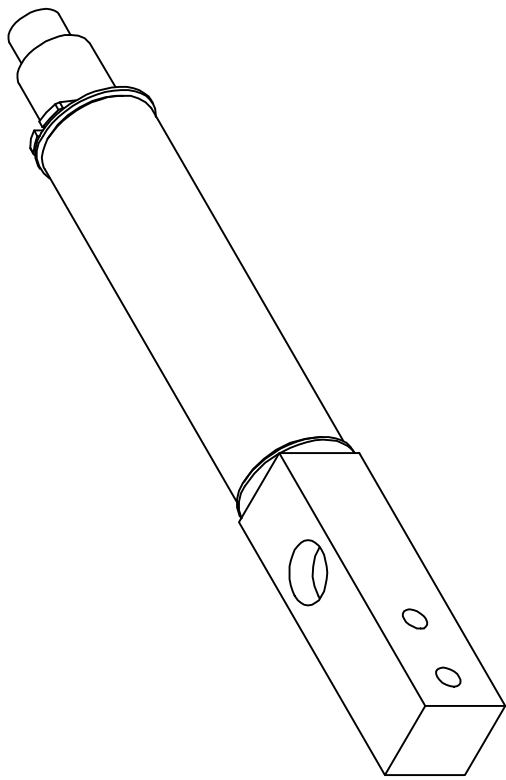
FS7.0120.V01

www.fromm-stretch.com

FROMM

**FS7.0120 Group roll for belt**

<b>Part no.</b>	<b>RIF</b>	<b>Description</b>	<b>Specification English</b>	<b>Q.ty</b>	<b>Maintenance</b>
FS1.2013	1	Roll	ROLL	1	<b>C</b>
FS7.1168	2	Pin	PIN	1	<b>D</b>
N1.6375	3	Washer	SPECIAL WASHER TYPE "PS" 15x21x1	2	
N2.1103	4	Seeger	SEEGER TYPE A DIN 471 UNI 3653-7435 D.15	2	





**FS7.0121 Group roller for sensor**

<b>Part no.</b>	<b>RIF</b>	<b>Description</b>	<b>Specification English</b>	<b>Q.ty</b>	<b>Maintenance</b>
FS1.2068	1	Roller	CYLINDER	1	<b>E</b>
FS7.1170	2	Block	BLOCK FOR THE SENSOR	1	
N1.6364	3	Washer	WASHER DIN 988 10X16X0.5	2	
N2.1101	4	Seeger	SEEGER TYPE A DIN 471 UNI 3653-7435 D.10	1	

GEARS FOR RATIO PRESTRETCH

CHECK THE GEARS CODES ON THE OTHERS DRAWINGS

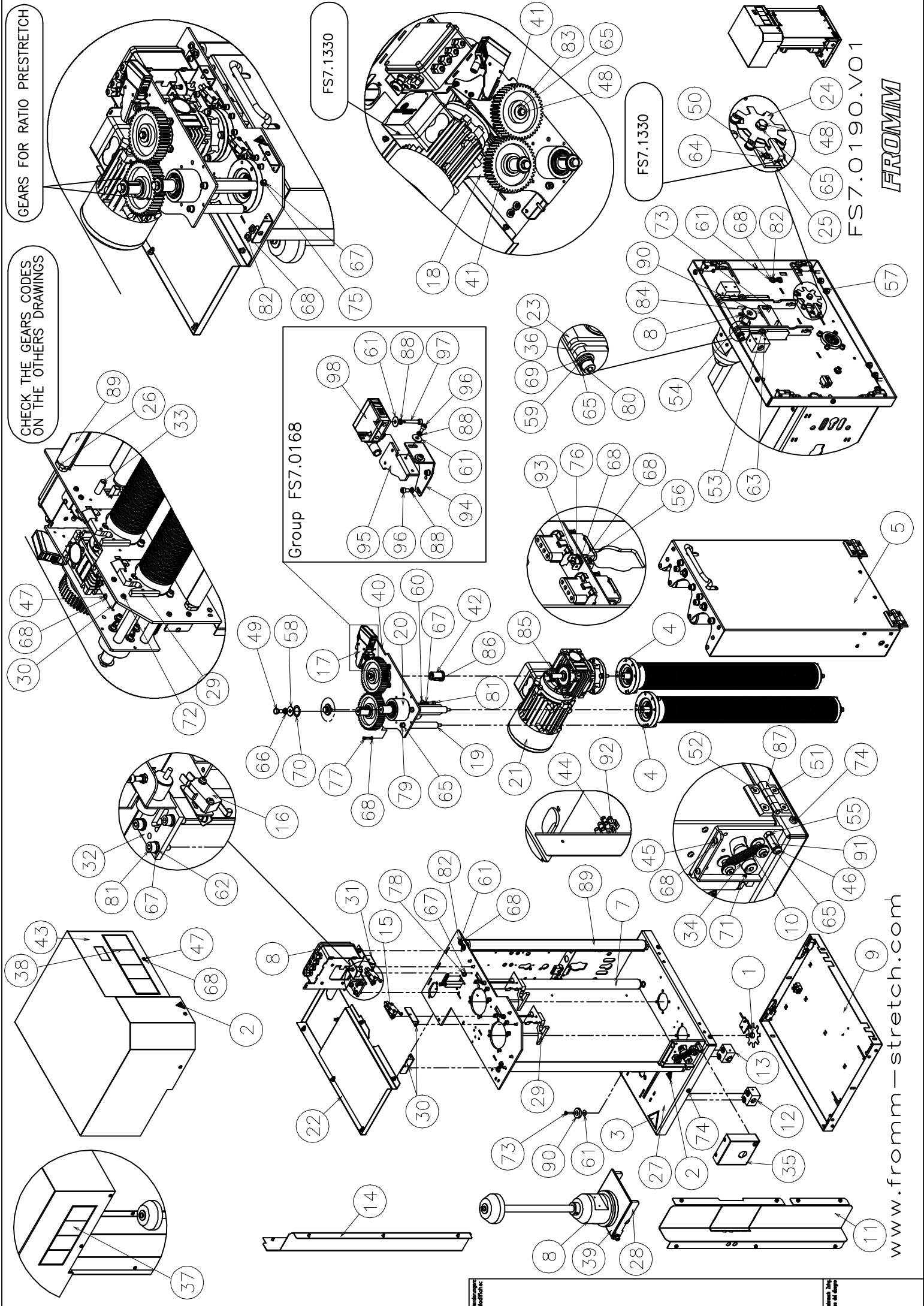
FS7.1330

FS7.1330

Group FS7.0168

FS7.0190.VO1

FROMMM



**FS7.0190GB Group Carriage 1 Motor Pre-stretch**

Part no.	RIF	Description	Specification English	Q.ty	Maintenance
FS3.2207	1	Distan.Piece	DISTANCE PIECE	1	
FS3.2341	2	Label	CRUSHING DANGER LABEL	2	A-C
FS3.2343	3	Label	CRUSHING DANGER LABEL	1	A-C
<b>FS7.0109</b>	<b>4</b>	<b>Group</b>	<b>GROUP RUBBER ROLL (NEXT PAGES)</b>	<b>2</b>	<b>E</b>
<b>FS7.0127G</b>	<b>5</b>	<b>Group</b>	<b>GROUP DOOR (NEXT PAGES)</b>	<b>1</b>	<b>E</b>
<b>FS7.0134</b>	<b>6</b>	<b>Group</b>	<b>GROUP SPOOL-HOLDER (NEXT PAGES)</b>	<b>1</b>	<b>E</b>
<b>FS7.0135</b>	<b>7</b>	<b>Group</b>	<b>GROUP DANCING ROLLER (NEXT PAGES)</b>	<b>1</b>	<b>E</b>
<b>FS7.0136</b>	<b>8</b>	<b>Group</b>	<b>GROUP ELECTRI. BOX ON THE CARRIAGE (NEXT PAGES)</b>	<b>1</b>	<b>E</b>
<b>FS7.0137G</b>	<b>9</b>	<b>Group</b>	<b>GROUP CRUSH-PROOF GUARD CARRIAGE (NEXT PAGES)</b>	<b>1</b>	<b>E</b>
<b>FS7.0145</b>	<b>10</b>	<b>Group</b>	<b>GROUP SHOCK DOOR (NEXT PAGES)</b>	<b>1</b>	<b>E</b>
<b>FS7.0147B</b>	<b>11</b>	<b>Group</b>	<b>GROUP COMPLETE INSIDE CARTER (NEXT PAGES)</b>	<b>1</b>	<b>E</b>
<b>FS7.0154</b>	<b>12</b>	<b>Group</b>	<b>GROUP WHEAT BOLT (NEXT PAGES)</b>	<b>1</b>	<b>E</b>
<b>FS7.0155</b>	<b>13</b>	<b>Group</b>	<b>GROUP WHEAT BOLT (NEXT PAGES)</b>	<b>1</b>	<b>E</b>
<b>FS7.0156G</b>	<b>14</b>	<b>Group</b>	<b>GROUP COMPLETE LATERAL CARTER (NEXT PAGES)</b>	<b>1</b>	<b>E</b>
<b>FS7.0157</b>	<b>15</b>	<b>Group</b>	<b>GROUP MICRO DOOR (NEXT PAGES)</b>	<b>1</b>	<b>E</b>
<b>FS7.0157</b>	<b>16</b>	<b>Group</b>	<b>GROUP MICRO DOOR (NEXT PAGES)</b>	<b>1</b>	<b>E</b>
<b>FS7.0168</b>	<b>17</b>	<b>Group</b>	<b>GROUP LASER PHOTOCELL</b>	<b>1</b>	<b>E</b>
FS7.1653Z	94	Bracket	SUPPORT FOR LASER PHOTOCELL ZINCED	1	
FS7.1654Z	95	Bracket	SUPPORT FOR LASER PHOTOCELL ZINCED	1	
N1.6160	61	Washer	PLAIN WASHER M4 4,3X14X0,8 DIN 125A GALVANIZED	4	
N1.6219	88	Washer	SPRING LOCK WASHER M4 DIN 127 -B- ZINCED	6	
N11.1115	96	Screw	CYLINDRICAL HEAD SCREW CL.8.8 DIN 912 M4x8 GAL.	4	
N12.1113	97	Screw	CYLINDRICAL HEAD CAP SCREW DIN 912 M4x25 GAL.	2	
N51.2608	98	Photocell	LASER PHOTOCELL	1	A-C
<b>FS7.0189</b>	<b>18</b>	<b>Group</b>	<b>GROUP REVERSE MOTO</b>	<b>1</b>	<b>E</b>
<b>FS7.0191</b>	<b>19</b>	<b>Group</b>	<b>GROUP DISTANCE PIECE</b>	<b>2</b>	<b>E</b>
<b>FS7.0192</b>	<b>20</b>	<b>Group</b>	<b>GROUP FLANGE SLOW ROLLER</b>	<b>1</b>	<b>E</b>
<b>FS7.0193</b>	<b>21</b>	<b>Group</b>	<b>GROUP MOTORGear OUTPUT FILM</b>	<b>1</b>	<b>E</b>

**FS7.0190GB Group Carriage 1 Motor Pre-stretch**

Part no.	RIF	Description	Specification English	Q.ty	Maintenance
<b>FS7.0194</b>	<b>22</b>	<b>Group</b>	<b>GROUP LOWER CARTER</b>	<b>1</b>	<b>E</b>
FS7.1098	23	Pin	PIN	1	
FS7.1125Z	24	Rev counter	REV COUNTER ZINCED	1	<b>E</b>
FS7.1126Z	25	Plate	PLATE ZINCED	1	
FS7.1151Z	26	Plate	PLATE FOR FREE ROLL ZINCED	4	
FS7.1233B	27	Structure	STRUCTURE CARRIAGE BLUE RAL 5010	1	
FS7.1238Z	28	Spool-holder	WELDED BRACKET SPOOL-HOLDER PLUS SHAFT ZN	1	<b>E</b>
FS7.1249	29	Plate	PLATEPLATE BLOCK DOOR	2	
FS7.1267Z	30	Bracket	BRACKET TO FIX THE CARTER ZINCED	2	
FS7.1268Z	31	Bracket	BRACKET TO FIX THE CARTER ZINCED	1	
FS7.1288	32	Polyzene	POLYZENE FOR DANCING ROLLER	1	
FS7.1290	33	Pin	PIN	1	<b>E-C</b>
FS7.1301	34	Tube	TUBE	1	
FS7.1302G	35	Carter	CARTER YELLOW RAL 1021	1	<b>A</b>
FS7.1306	36	Distan.Piece	DISTANCE PIECE D.EST.15 D.INT. 10.2 SP.16	2	
FS7.1388	37	Label	COIL LABEL	1	
FS7.1389	38	Label	DOOR LABEL	1	
FS7.1652	39	Label	SPOOL-HODER LABEL	1	
FS7.1705Z	40	Plate	PLATE ZINCED	1	
FS7.1711	41	Sprocket	SPROCKET Z=45	2	<b>C</b>
FS7.1717	42	Support	SUPPORT (CYLINDER)	1	
FS7.1720G	43	Carter	TOP CARTER YELLOW RAL 1021	1	
N1.1162	44	Screw	CYLINDRICAL HEAD SCREW M3x12 DIN 912 ZINCED	2	
N1.1213	45	Screw	BUTTON HEAD SCREW ISO 7380 - M4 x 8	3	
N1.1219	46	Screw	BUTTON HEAD SCREW ISO 7380 - M6 x 12	1	
N1.1232	47	Screw	BUTTON HEAD SCREW ISO 7380 - M4 x 16	4	
N1.1402	48	Screw	HEXAGONAL HEAD SCREW M6x14 ZINCED DIN 933	6	<b>A</b>
N1.1507	49	Screw	HEXAGON HEAD BOLT M8x16 ZINCED DIN 933	2	<b>B</b>
N1.1922	50	Screw	PHILIPS HEAD SCREW M3x10 DIN 7985 ZINCED	2	
N1.2102	51	Screw	SOCKET CTRS. HD SCREW M6x20 DIN 7991	4	<b>B</b>
N1.2108	52	Screw	SOCKET CTRS. HD SCREW M6x16 DIN 7991	4	<b>B</b>
N1.2163	53	Screw	SOCKET CTRS. HD SCREW M5x12 DIN 7991	2	
N1.2177	54	Screw	SOCKET CTRS. HD SCREW M6x10 DIN 7991	1	
N1.5102	55	Nut	NUT CL.8 PG M6 DIN 934	1	
N1.5124	56	Nut	NUT CL.8 PG M4 DIN 934	1	
N1.5301	57	Nut	PREV. HEXAGON TORQUE M6 DIN 985 SHORT GALVA.	4	
N1.6109	58	Washer	PLAIN WASHER D.24x8.4x2 DIN 9021/B ZINCED	2	
N1.6114	59	Washer	PLAIN WASHER M4 DIN 125A ZINCED	2	
N1.6125	60	Washer	PLAIN WASHER M5 5,3X15X1,2 ZINCED DIN 9021	4	
N1.6160	61	Washer	PLAIN WASHER M4 4,3X14X0,8 DIN 125A GALVANIZED	10	
N1.6167	62	Washer	PLAIN WASHER M5 D.5,3x10 DIN 125A GALVANIZED	4	
N1.6185	63	Washer	WASHER 5,3X16X2,8 GALVANIZED	2	
N1.6190	64	Washer	WASHER M3 DIN125 Di=3,2 De=7 sp=0,5	2	

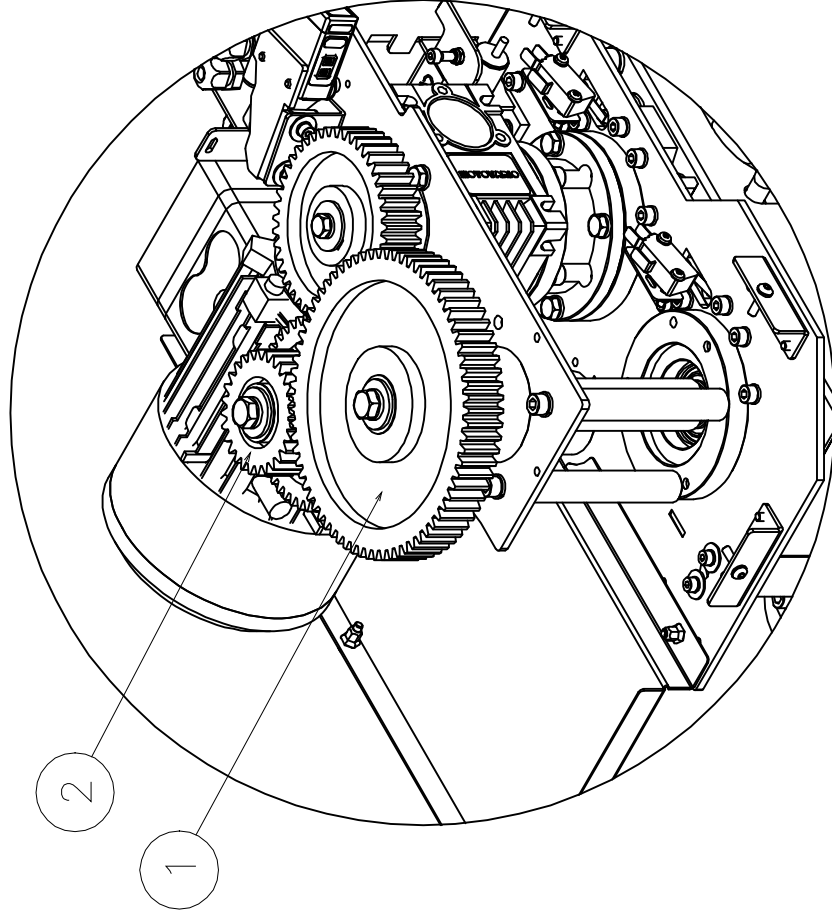
**FS7.0190GB Group Carriage 1 Motor Pre-stretch**

Part no.	RIF	Description	Specification English	Q.ty	Maintenance
N1.6204	65	Washer	SPRING LOCK WASHER M6 DIN 127 -B- ZINCED	11	
N1.6215	66	Washer	SPRING LOCK WASHER M8 DIN 127 -B- ZINCED	2	
N1.6217	67	Washer	SPRING LOCK WASHER M5 DIN 127 -B- ZINCED	17	
N1.6219	68	Washer	SPRING LOCK WASHER M4 DIN 127 -B- ZINCED	20	
N1.6314	69	Washer	WASHER TYPE SS 10X16X1,2 DIN988	2	
N1.6327	70	Washer	WASHER DIN 988 20X28X0,5	2	
N1.7105	71	Screw	CYLINDRICAL HEAD SCREW 12X25 M10 CL.12.9 BLACK	1	
N1.7333	72	Screw	HEAD PIN SCREW M4x10 ZINCED UNI 8112	6	
N1.7335	73	Screw	HEAD PIN SCREW M4x20 ZINCED UNI 8113	2	
N1.7339	74	Screw	HEAD PIN SCREW M5x16 ZINCED UNI 8112	6	
N11.1101	75	Screw	CYLINDRICAL HEAD SCREW CL.8.8 DIN 912 M5x12 GAL.	1	
N11.1116	76	Screw	CYLINDRICAL HEAD SCREW CL.8.8 DIN 912 M4x12 GAL.	3	
N11.1117	77	Screw	CYLINDRICAL HEAD SCREW CL.8.8 DIN 912 M4x16 GAL.	3	
N11.1118	78	Screw	CYLINDRICAL HEAD SCREW CL.8.8 DIN 912 M4x6 GAL.	1	
N11.1136	79	Screw	CYLINDRICAL HEAD SCREW CL.8.8 DIN 912 M6x14 GAL.	2	
N11.1142	80	Screw	CYLINDRICAL HEAD SCREW CL.8.8 DIN 912 M6x16 GAL.	2	<b>A</b>
N11.1147	81	Screw	CYLINDRICAL HEAD SCREW CL.8.8 DIN 912 M5x16 GAL.	8	<b>A</b>
N11.1162	82	Screw	CYLINDRICAL HEAD SCREW CL.8.8 DIN 912 M4x10 GAL.	8	
N11.6105	83	Screw	PLAIN WASHER UNI 6593 ISO 7093 M6 6.4x24 GALVANI.	1	
N11.6110	84	Washer	WASHER 6,4x32x4 GN 184-32	1	
N2.3301	85	Key	KEY 4X4X25 DIN 6885	1	
N2.3328	86	Key	KEY 8 x 7 x 40 DIN 6885	1	
N2.6113	87	Hinge	HINGE	1	<b>E</b>
N2.6113	88	Hinge	HINGE	1	<b>E</b>
N4.2210	89	Roll	ROLL L=566	2	<b>A</b>
N5.1306	90	Magnet	MAGNET	2	
N5.3838	91	Distan.Piece	DISTANCE PIECE M6 L=20MM	1	
N5.6701	92	Clamp	CLAMP 12 POLIS	1	
N52.2149	93	Connector	CONNECTOR MALE 90°	4	

# FS390 machine – Carriage 1 motor (FS7.0190GB)

## Pre-stretch 150%

Pos.	Code	Description	Q.ty
1	FS7.1726	SPROCKET Z72	1
2	FS7.1729	SPROCKET Z28	1



## Pre-stretch 200%

Pos.	Code	Description	Q.ty
1	FS7.1727	SPROCKET Z75	1
2	FS7.1730	SPROCKET Z25	1

## Pre-stretch 250%

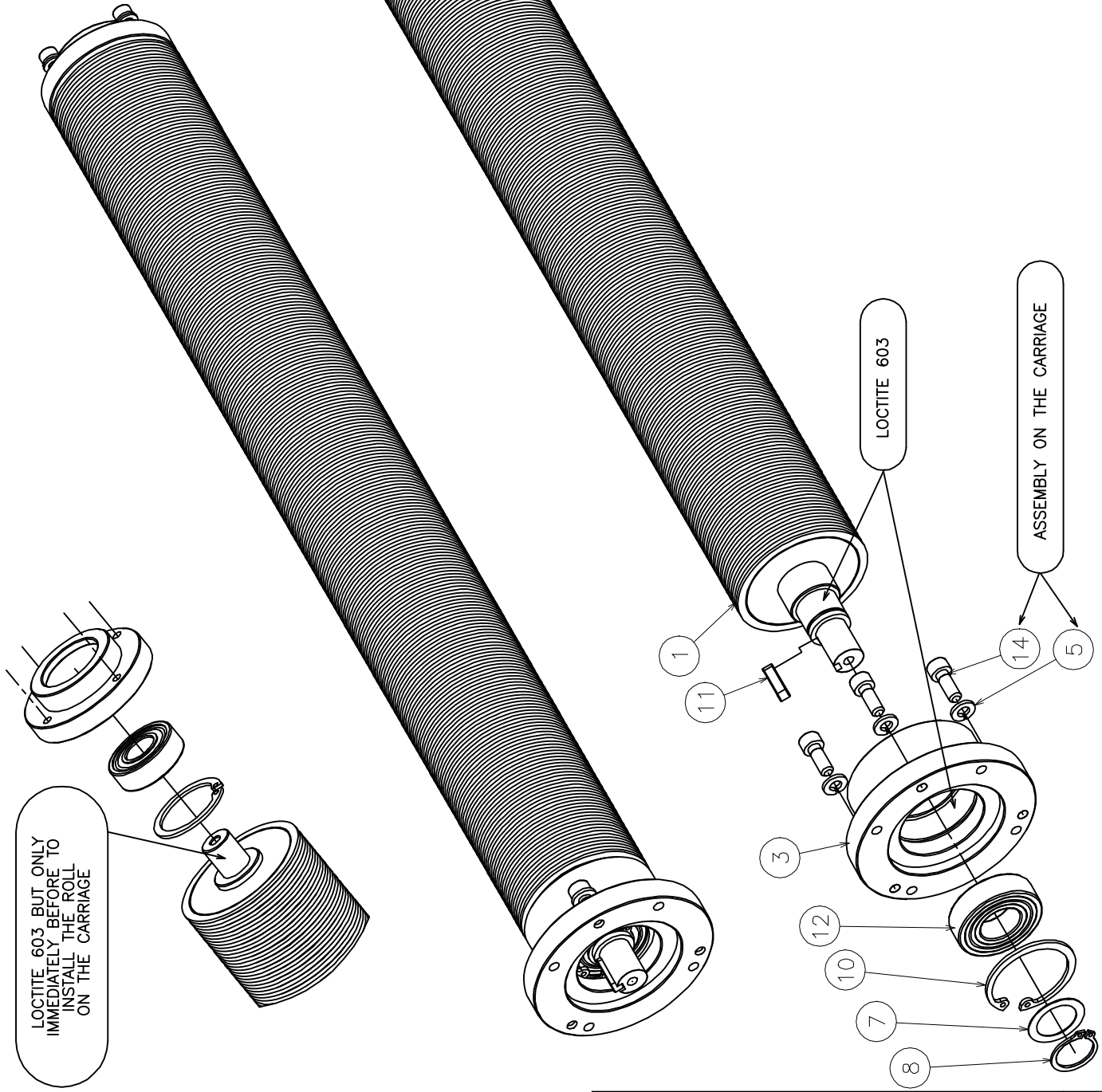
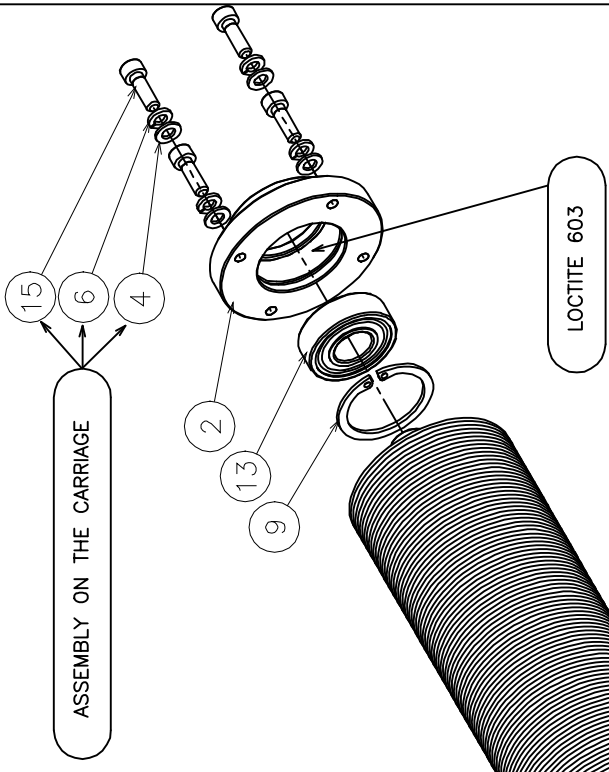
Pos.	Code	Description	Q.ty
1	FS7.1733	SPROCKET Z78	1
2	FS7.1732	SPROCKET Z22	1

## Pre-stretch 300%

Pos.	Code	Description	Q.ty
1	FS7.1728	SPROCKET Z80	1
2	FS7.1731	SPROCKET Z20	1

Pre-stretch



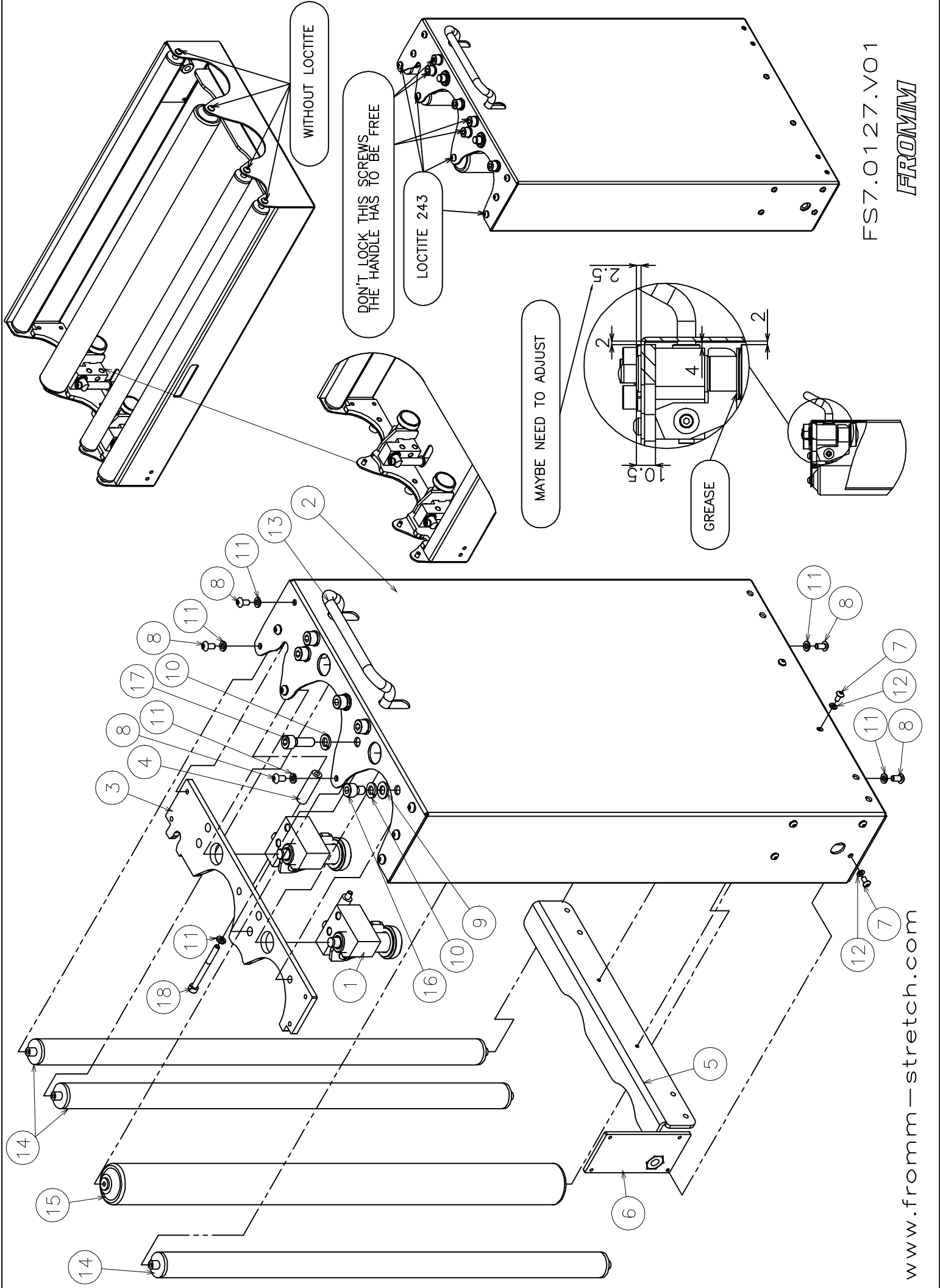


LOCTITE 603 BUT ONLY IMMEDIATELY BEFORE TO INSTALL THE ROLL ON THE CARRIAGE



**FS7.0109 Group rubber roll**

Part no.	RIF	Description	Specification English	Q.ty	Maintenance
FS1.2170	1	Roll	RUBBER ROLL	1	<b>A-C</b>
FS3.2209	2	Flange	FLANGE	1	
FS7.1108	3	Flange	UPPER FLANGE	1	
N1.6167	4	Washer	PLAIN WASHER M5 GALVANIZED DIN 125A	4	
N1.6204	5	Washer	SPRING LOCK WASHER M6 DIN 127 -B- ZINCED	3	
N1.6217	6	Washer	SPRING LOCK WASHER DIN 127 -B- M5	4	
N1.6327	7	Washer	WASHER TYPE "PS" 20x28x0.5 DIN 988	1	
N2.1108	8	Seeger	SEEGER D.20 TYPE A DIN 471	1	
N2.1206	9	Seeger	SEEGER FOR HOLES D.35 TYPE J	1	
N2.1222	10	Seeger	SEEGER D.42 TYPE "J" UNI 3654/7437	1	
N2.3305	11	Key	KEY 5x5x20 DIN 6885	1	
N3.1151	12	Ball bearings	BALL BEARING 6004 2RS 20x42x12	1	<b>A-D</b>
N3.1182	13	Ball bearings	BALL BEARING 15x35x11 6202.2RS	1	<b>A-D</b>
N11.1142	14	Screw	CYLINDRICAL HEAD CAP SCREWS DIN 912 M6x16 ZN	3	
N11.1147	15	Screw	CYLINDRICAL HEAD CAP SCREWS DIN 912 M5x16 ZN	4	



FS7.O127.VO1

*FROMM*

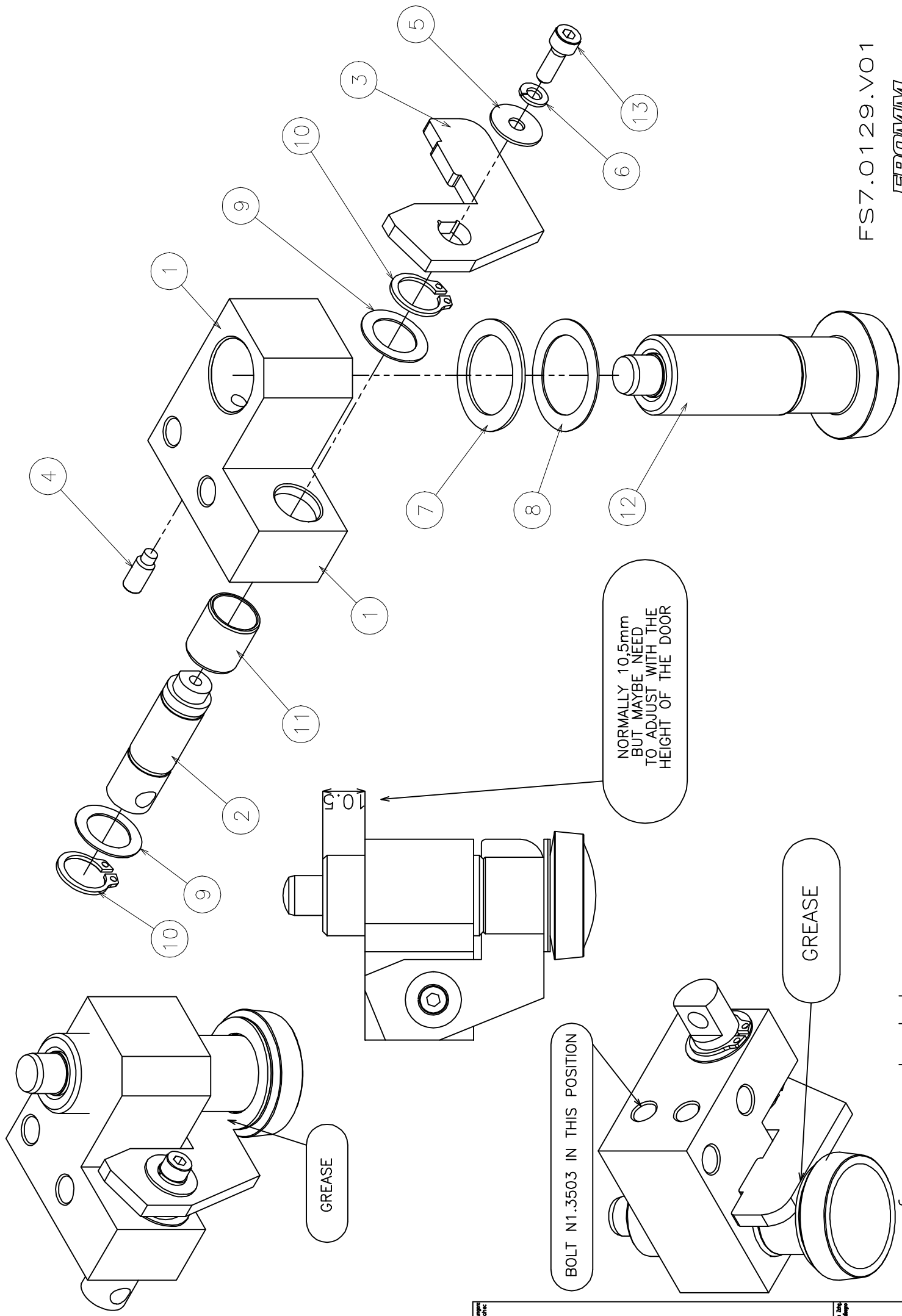
www.fromm-stretch.com

www.fromm-stretch.com

www.fromm-stretch.com

**FS7.0127G Group door**

<b>Part no.</b>	<b>RIF</b>	<b>Description</b>	<b>Specification English</b>	<b>Q.ty</b>	<b>Maintenance</b>
FS7.0129	1	Group	GROUP TO BLOCK THE DOOR	2	<b>E</b>
FS7.1220G	2	Door	DOOR YELLOW RAL 1021	1	<b>A</b>
FS7.1221Z	3	Plate	PLATE FOR REINFORCEMENT THE DOOR ZINCED	1	
FS7.1227	4	Distan.Piece	DISTANCE PIECE	2	
FS7.1255Z	5	Bracket	REINFORCEMENT FOR THE DOOR ZINCED	1	
FS7.1257Z	6	Plate	PLATE FOR THE DOOR ZINCED	1	<b>E</b>
N1.1213	7	Screw	BUTTON HEAD SCREW ISO 7380 - M4 x 8	6	<b>B</b>
N1.1224	8	Screw	BUTTON HEAD SCREW ISO 7380 - M5 x 10	12	<b>B</b>
N1.6117	9	Washer	PLAIN WASHER DIN 125/A M8 D.8,4X17X1,6 GALVANI.	2	
N1.6215	10	Washer	SPRING LOCK WASHER M8 DIN 127 -B- ZINCED	6	
N1.6217	11	Washer	SPRING LOCK WASHER M5 DIN 127 -B- ZINCED	14	
N1.6219	12	Washer	SPRING LOCK WASHER M4 DIN 127 -B- ZINCED	6	
N4.1917	13	Handle	HANDLE	1	<b>A</b>
N4.2217	14	Roll	FREE ROLL D.25MM	3	<b>A</b>
N4.2218	15	Roll	FREE ROLL D.40MM	1	<b>A</b>
N11.1124	16	Screw	CYLINDRICAL HEAD SCREW M8x12 DIN 912 ZINCED	2	<b>B</b>
N11.1173	17	Screw	CYLINDRICAL HEAD SCREW M8x25 DIN 912 ZINCED	4	<b>B</b>
N12.1167	18	Screw	CYLINDRICAL HEAD SCREW M5x55 DIN 912 ZINCED	2	<b>B</b>



NORMALLY 10,5mm  
BUT MAYBE NEED  
TO ADJUST WITH THE  
HEIGHT OF THE DOOR

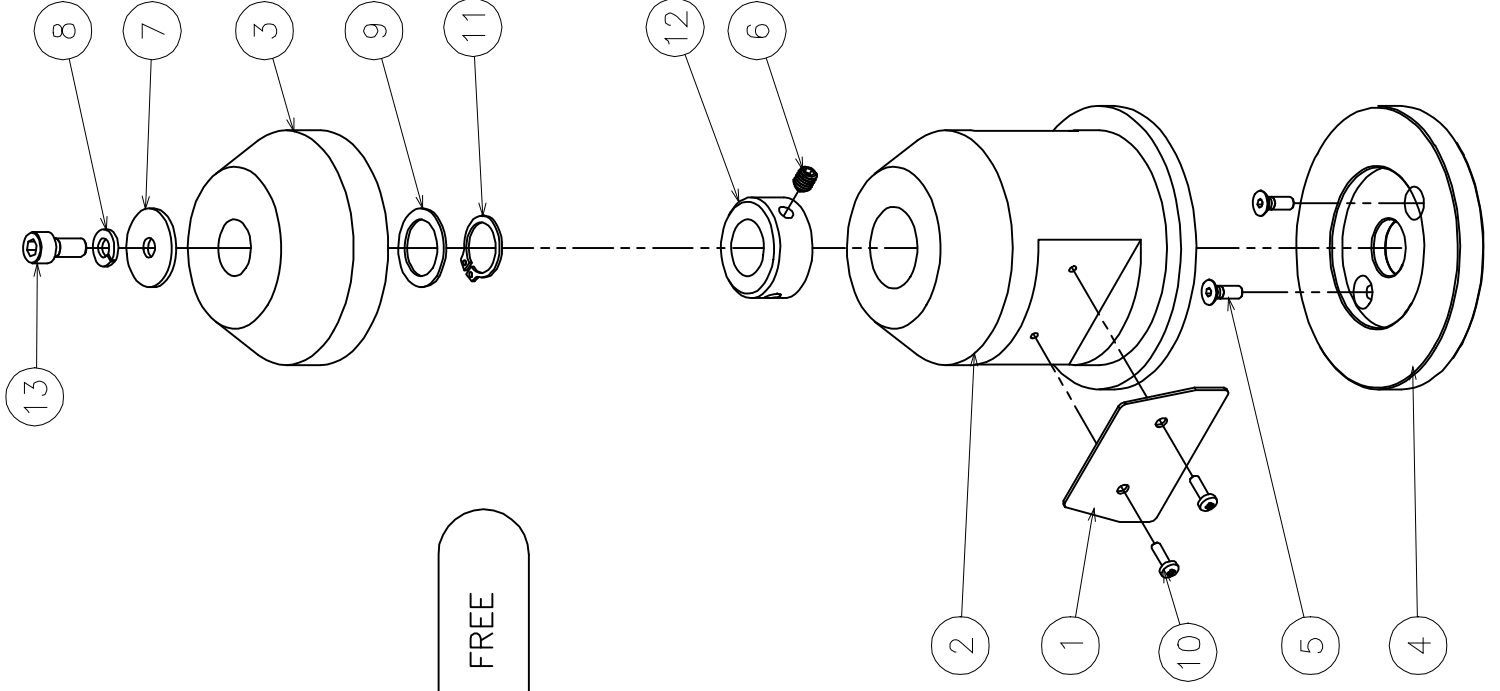
GREASE

BOLT N1.3503 IN THIS POSITION

GREASE

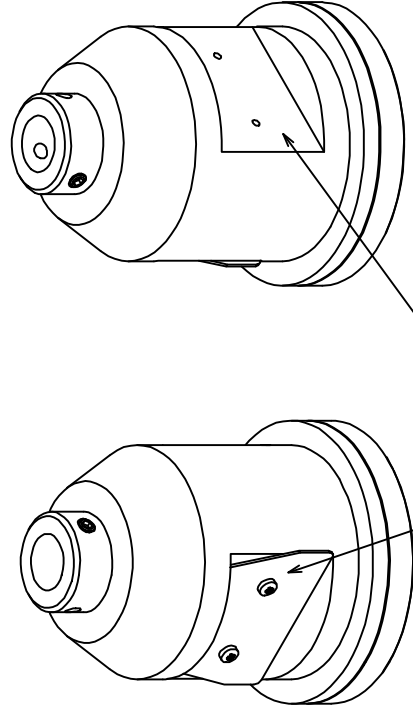
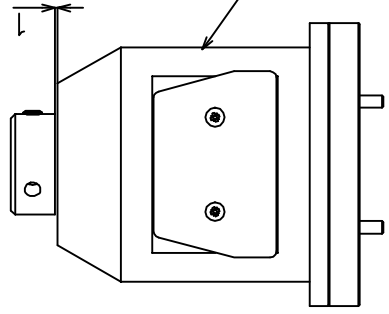
**FS7.0129 Group to block the door**

Part no.	RIF	Description	Specification English	Q.ty	Maintenance
FS7.1224	1	Block	BLOCK	1	
FS7.1225	2	Pin	PIN	1	<b>D-E</b>
FS7.1226Z	3	Plate	PLATE ZINCED	1	
N1.3503	4	Wheat	WHEAT 45H M5x12	1	
N1.6160	5	Washer	PLAIN WASHER M4 4,3X14X0,8 DIN 125A GALVANIZED	1	
N1.6219	6	Washer	SPRING LOCK WASHER M4 DIN 127 -B- ZINCED	1	
N1.6321	7	Washer	WASHER	1	
N1.6327	8	Washer	WASHER TYPE "PS" 20x28x0.5 DIN 988	1	
N1.6383	9	Washer	WASHER 12x18x0,5 DIN988	2	
N2.1109	10	Seeger	ELASTIC RING TYPE A D.12 DIN 471	2	
N3.3119	11	Bush	BUSH GLYCODUR 12X14X15	1	
N7.4311	12	Piston spring	PISTON SPRING	1	<b>E</b>
N11.1116	13	Screw	CYLINDRICAL HEAD SCREW CL.8.8 DIN 912 M4x12 GAL.	1	



HAS TO ROTATE FREE

ONLY ONE BLADE FS3.2039



FS7.0134.V01

FROMM

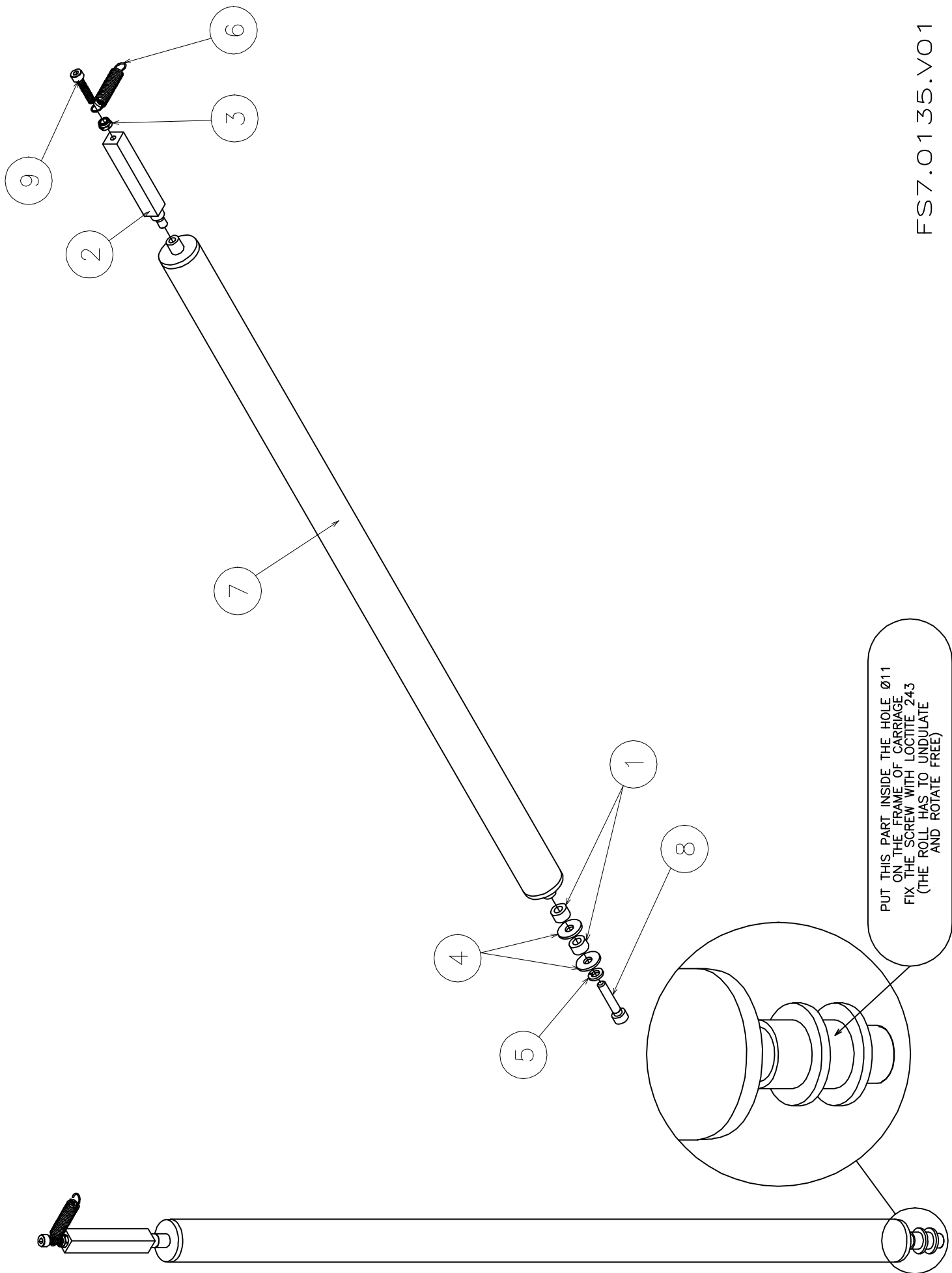
www.fromm-stretch.com

© 2014 FROMM

© 2014 FROMM

**FS7.0134 Group spool-holder**

<b>Part no.</b>	<b>RIF</b>	<b>Description</b>	<b>Specification English</b>	<b>Q.ty</b>	<b>Maintenance</b>
FS3.2039	1	Bracket	HARMONIC STEEL PLATE SPOOL HOLDER LOCKER	1	<b>A-C</b>
FS3.2184	2	Holder	SPOOL HOLDER	1	<b>A-C</b>
FS3.2231	3	Holder	SPOOL HOLDER CENTRAL	1	<b>A-C</b>
FS3.2776	4	Disk	DISK TO CENTRE THE SPOOL HOLDER FLANGE	1	<b>A-C</b>
N1.2180	5	Screw	SOCKET CTRS. HD BOLT DIN 7991-A- M4x12 ZN	2	<b>B</b>
N1.3211	6	Bolt	BOLT M6x8 DIN 913 GALVANIZED	1	<b>B</b>
N1.6175	7	Washer	WASHER D.6x20x1.5 ZINCED	1	
N1.6204	8	Washer	SPRING LOCK WASHER DIN 127 -B- M6	1	
N1.6325	9	Washer	WASHER TYPE "PS" 18x25x1 DIN 988	1	
N1.7336	10	Screw	PHILIPS HEAD SCREW 3.5x10 ZINCED UNI 9707	2	<b>B</b>
N2.1112	11	Seeger	SEEGER D.17 TYPE A DIN 471	1	
N7.2206	12	Metal ring	BLOCKING RING DIN 705 SHAPE C D. 18	1	<b>E</b>
N11.1136	13	Screw	CYLINDRICAL HEAD CAP SCREWS DIN 912 M6x14 ZN	1	



PUT THIS PART INSIDE THE HOLE Ø11  
 ON THE FRAME OF CARRIAGE  
 FIX THE SCREW WITH LOCTITE 243  
 (THE ROLL HAS TO UNDULATE  
 AND ROTATE FREE)

FS7.0135.V01

*FROMM*

www.fromm-stretch.com

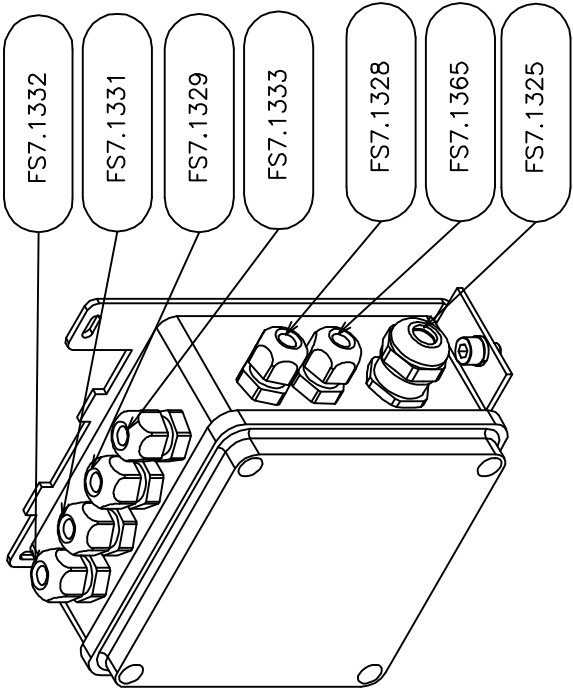
www.fromm-stretch.com

www.fromm-stretch.com

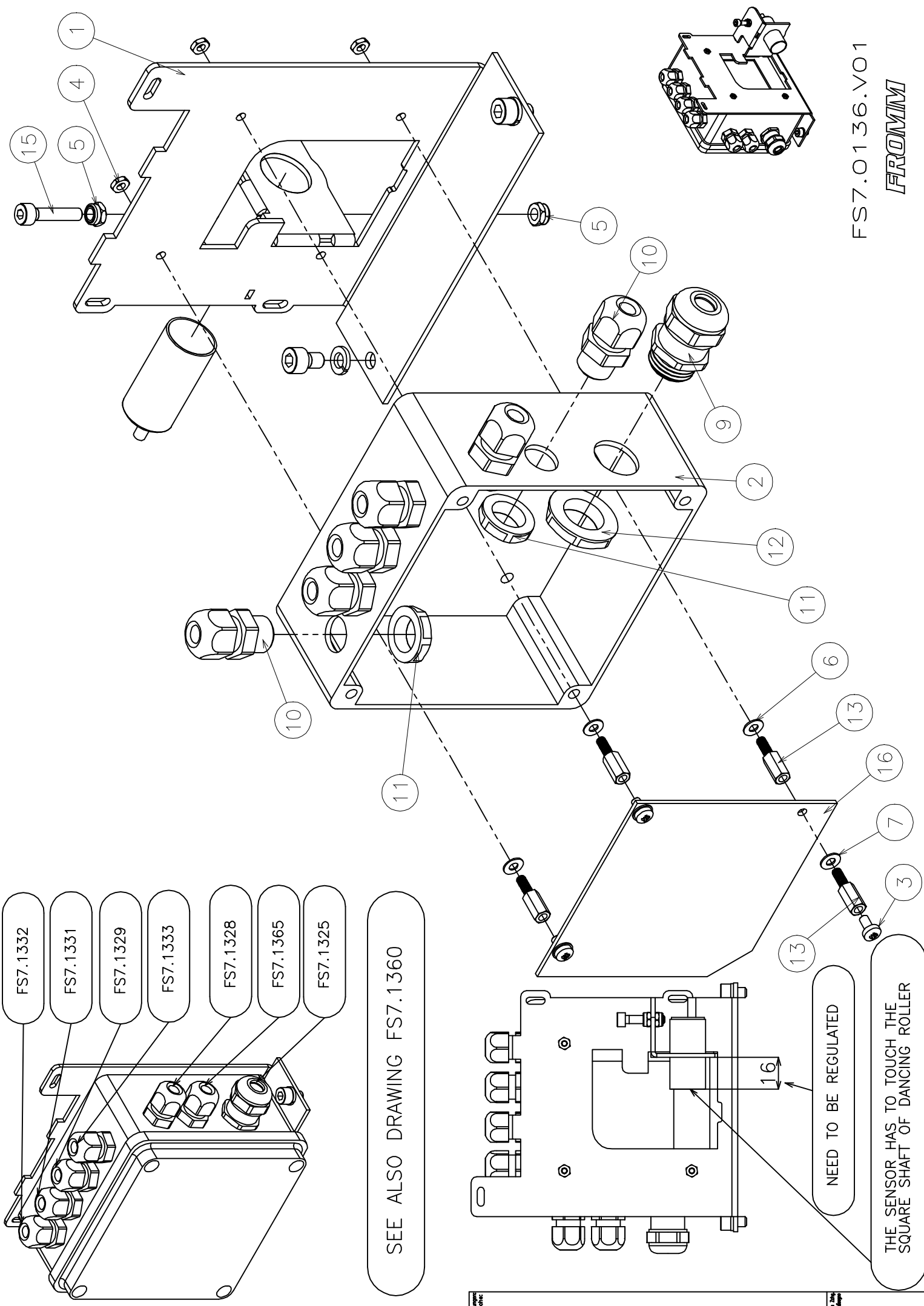


**FS7.0135 Group dancing roller**

<b>Part no.</b>	<b>RIF</b>	<b>Description</b>	<b>Specification English</b>	<b>Q.ty</b>	<b>Maintenance</b>
FS7.1243	1	Distan.Piece	DISTANCE PIECE	2	
FS7.1287	2	Block	BLOCK	1	
N1.5307	3	Nut	PREV. HEXAGON TORQUE M6 DIN 985 SHORT ZINCED	1	
N1.6125	4	Washer	PLAIN WASHER UNI 6593 D. 5,3X15X1,2 DIN 9021 ZIN.	2	
N1.6217	5	Washer	SPRING LOCK WASHER M5 DIN 127 -B- ZINCED	1	
N2.5334	6	Spring	SPRING D.1X7,5X33X24	1	<b>E</b>
N4.2217	7	Roll	FREE ROLL D.25MM	1	<b>A</b>
N11.1120	8	Screw	CYLINDRICAL HEAD SCREW M5x25 DIN 912 ZINCED	1	<b>B</b>
N11.1145	9	Screw	CYLINDRICAL HEAD SCREW M4x20 DIN 912 ZINCED	1	<b>B</b>



SEE ALSO DRAWING FS7.1360



NEED TO BE REGULATED

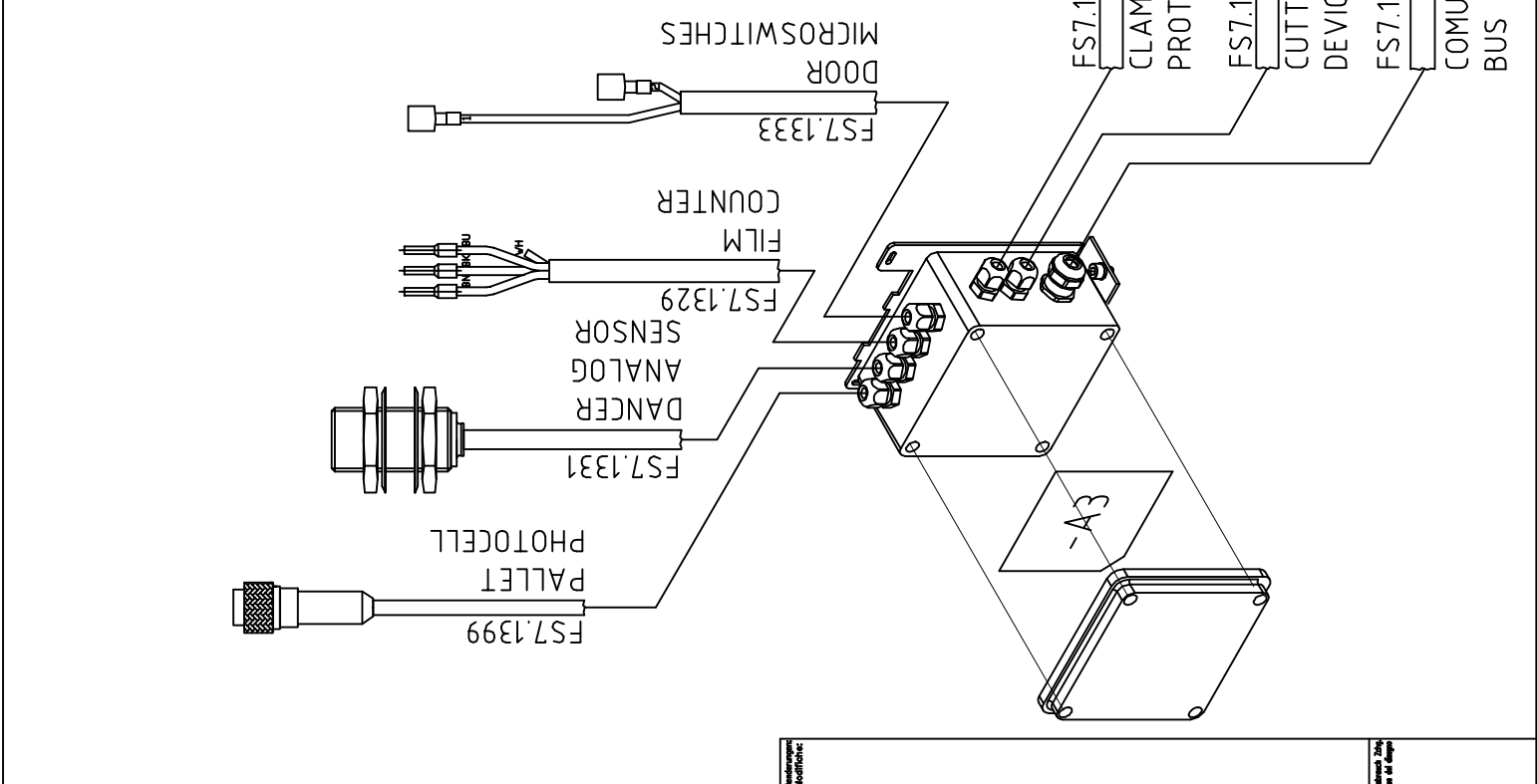
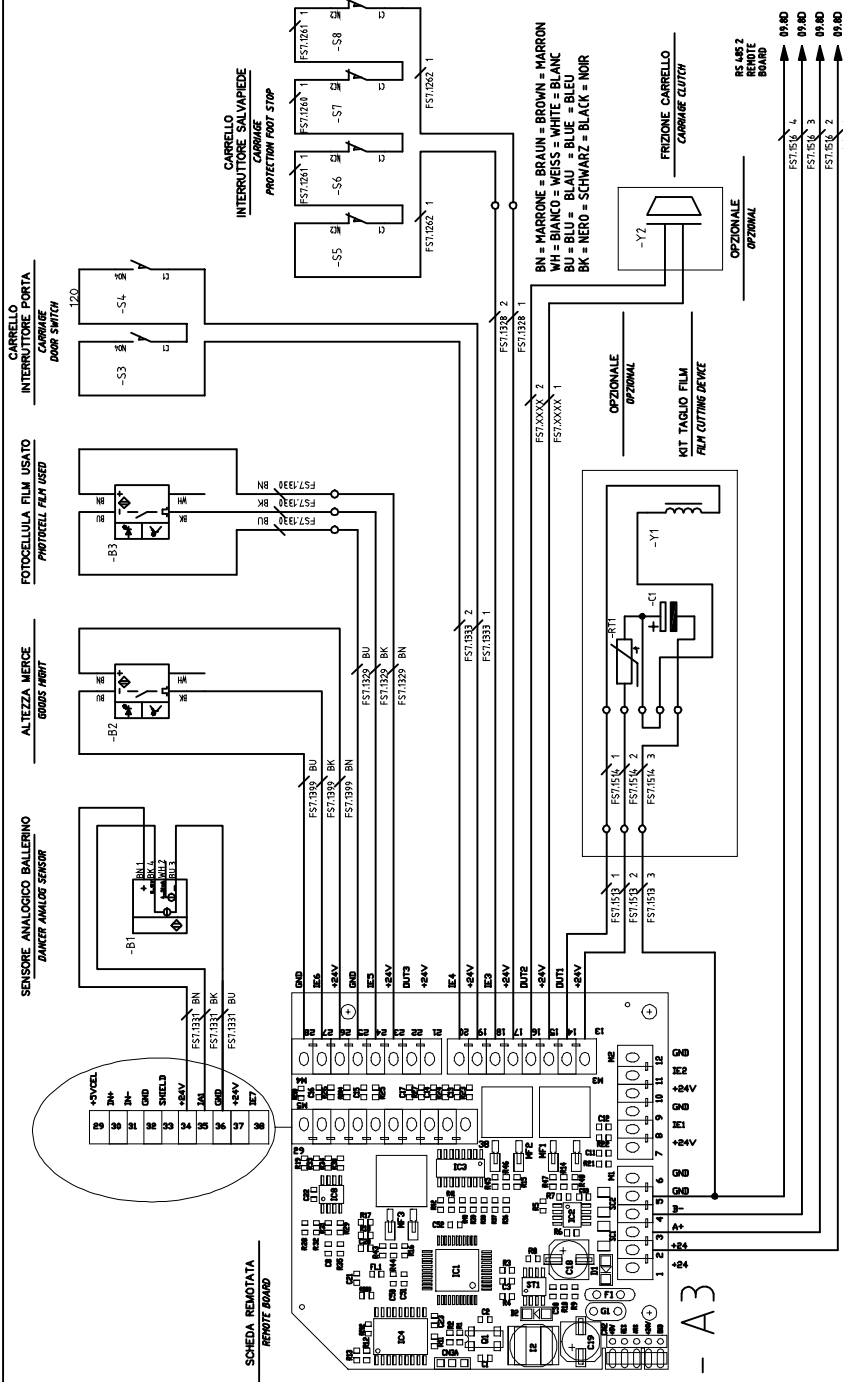
THE SENSOR HAS TO TOUCH THE SQUARE SHAFT OF DANCING ROLLER

FS7.0136.V01

FROMM

**FS7.0136 Group electrical box on the carriage**

<b>Part no.</b>	<b>RIF</b>	<b>Description</b>	<b>Specification English</b>	<b>Q.ty</b>	<b>Maintenance</b>
FS7.1252Z	1	Bracket	BRACKET ZINCED	1	
FS7.1308	2	Box	BOX	1	<b>A</b>
N1.1957	3	Screw	PHILIPS HEAD SCREW M3x6 DIN 7985 ZINCED	3	<b>B</b>
N1.5120	4	Nut	NUT CL.8 PG M3 DIN 934	3	
N1.5307	5	Nut	PREV. HEXAGON TORQUE M4 DIN 985 SHORT GALVA.	2	
N1.6154	6	Washer	PLAIN WASHER DIN 9021 M3 3,2 X 9 X 0,8 ZINCATA	3	
N1.6190	7	Washer	WASHER M3 DIN125 Di=3,2 De=7 sp=0,5	3	
N1.6217	8	Washer	SPRING LOCK WASHER DIN 127 -B- M5	2	
N5.3340	9	Cable gland	CABLE GLAND M16	1	
N5.3351	10	Cable gland	CABLE GLAND M12	6	
N5.3353	11	Cablegland	LOCK NUT M12 GREY COLOR	6	
N5.3354	12	Cablegland	LOCK NUT M16 GREY COLOR	1	
N5.3831	13	Distan.Piece	DISTANCE PIECE M3x10	4	
N11.1134	14	Screw	CYLINDRICAL HEAD CAP SCREWS DIN 912 M5x8 ZN	2	
N11.1145	15	Screw	CYLINDRICAL HEAD CAP SCREWS DIN 912 M4x20 ZN	1	<b>B</b>
N52.7102	16	Board	REMOTE BOARD	1	<b>E</b>



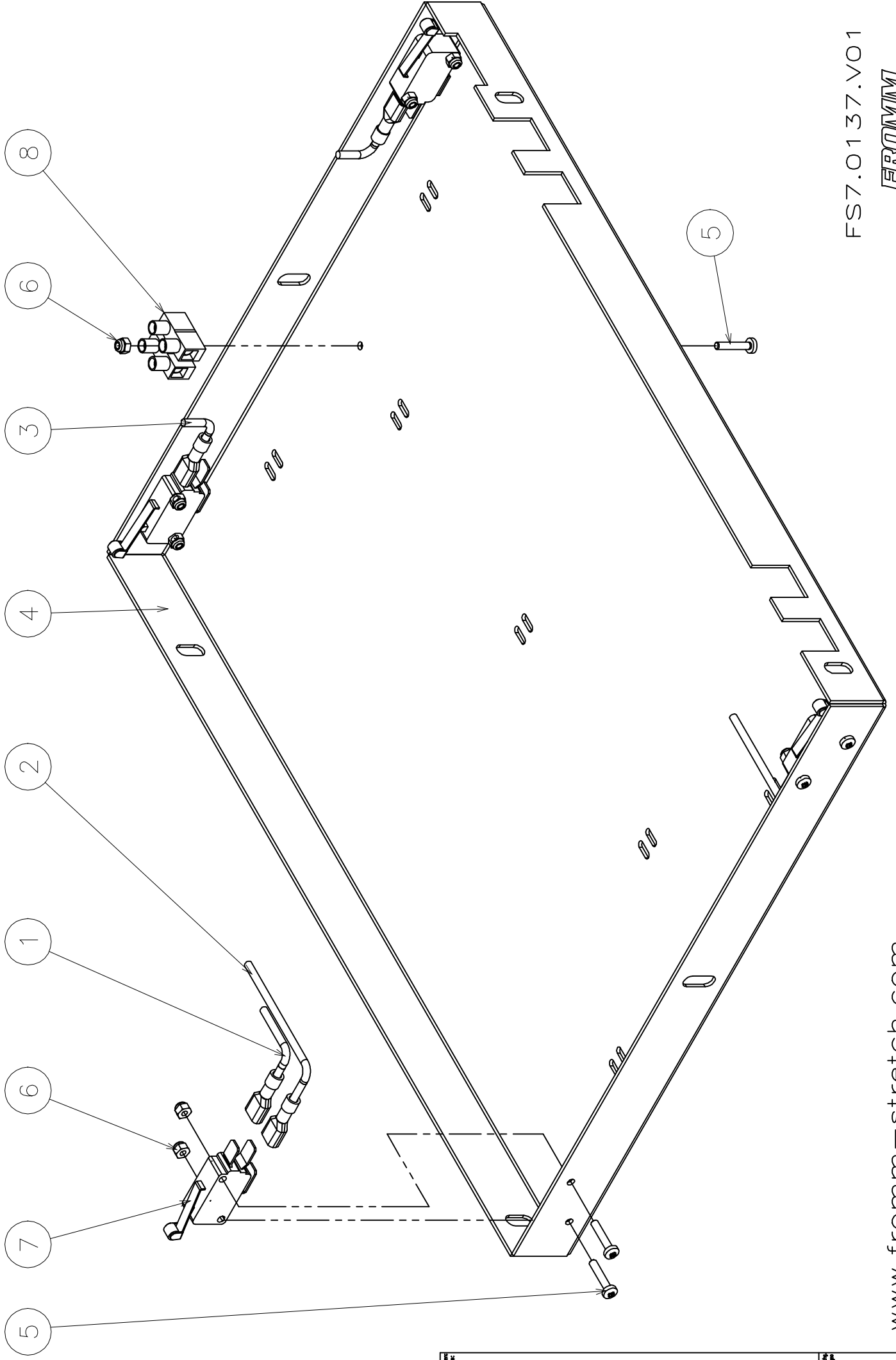
FS7.1360.VO1



Non modificare  
la configurazione

Versione 2.0h  
del 02/08/2010





FS7.0137.V01

*FROMM*

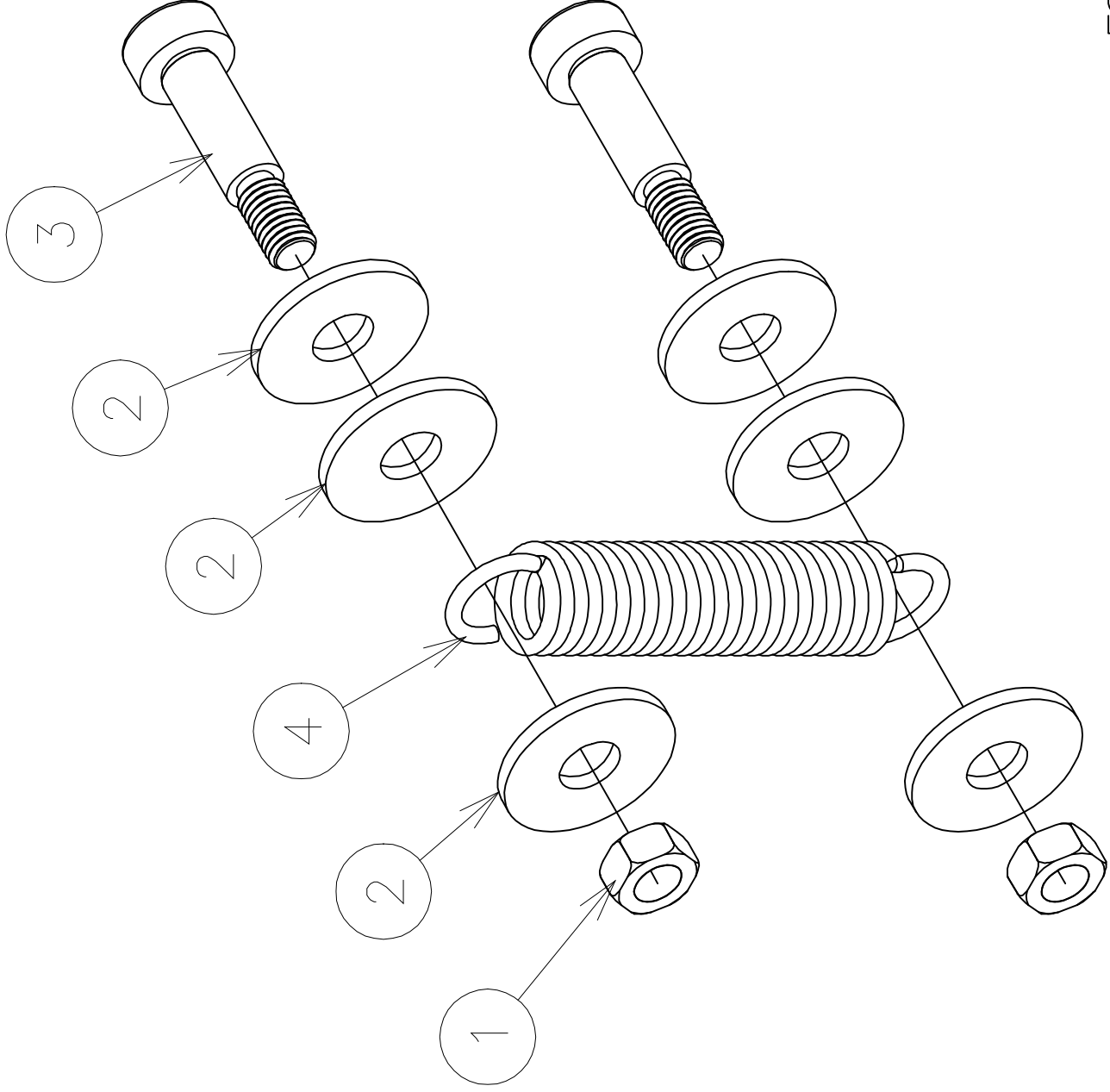
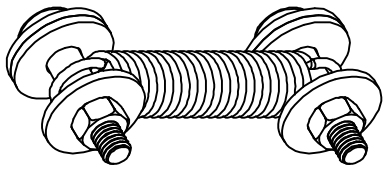
www.fromm-stretch.com

© 2014 FROMM

Alle Rechte vorbehalten

**FS7.0137G Group crush-proof guard carriage**

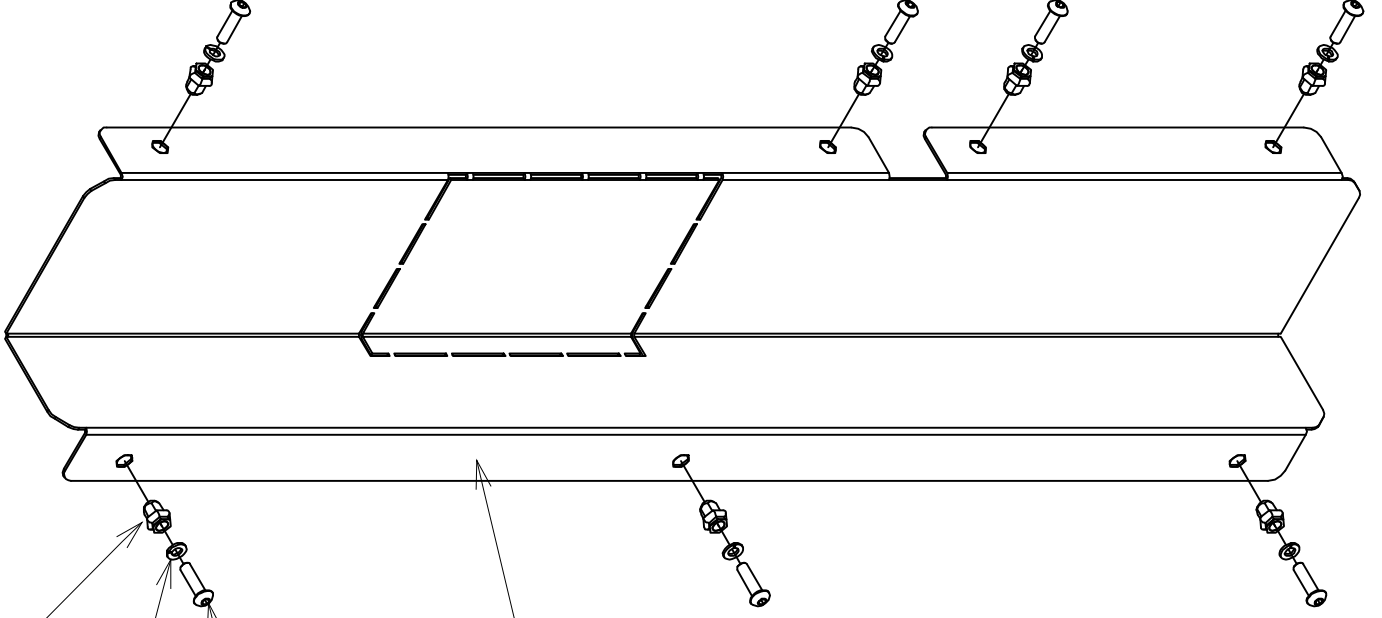
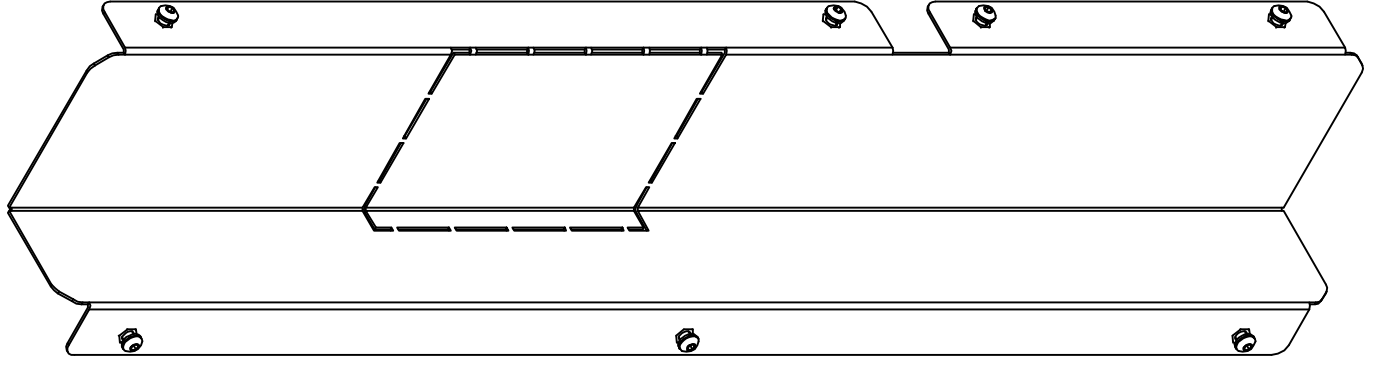
<b>Part no.</b>	<b>RIF</b>	<b>Description</b>	<b>Specification English</b>	<b>Q.ty</b>	<b>Maintenance</b>
FS3.2588	1	Cable	CABLE	1	
FS3.2589	2	Cable	CABLE	2	
FS3.2590	3	Cable	CABLE	2	
FS7.1259G	4	Sheet metal	SHEET METAL CRUSH-PROOF GUARD YEL. RAL1021	1	
N1.1914	5	Screw	PHILIPS HEAD SCREW M3x16 DIN 7985A ZINCED	9	
N1.5313	6	Nut	NUT M3 ZN DIN 985	9	
N5.2375	7	Microswitch	MICROSWITCH OMRON D3V-166-M1C5	4	<b>C-E</b>
N5.6701	8	Clamp	CLAMP 12 POLES	1	





**FS7.0145 Group shock door**

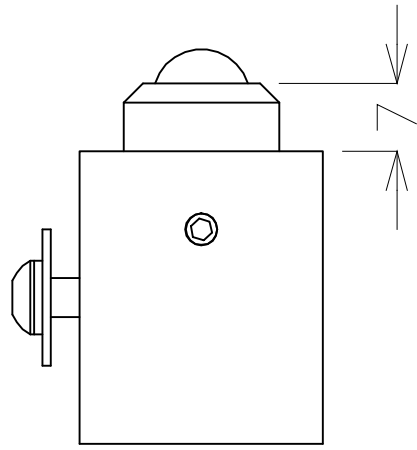
<b>Part no.</b>	<b>RIF</b>	<b>Description</b>	<b>Specification English</b>	<b>Q.ty</b>	<b>Maintenance</b>
N1.5131	1	Nut	NUT CL.8 PG M5 DIN 934	2	
N1.6131	2	Washer	PLAIN WASHER DIN 125 - 6,4 x 18 ZINCED	6	
N1.7116	3	Screw	CYLINDRICAL HEAD SCREW 6X16 M5 CL.12.9 BLACK	2	
N2.5340	4	Spring	SPRING	1	



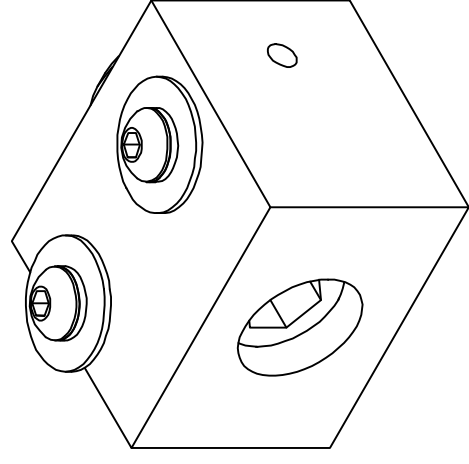
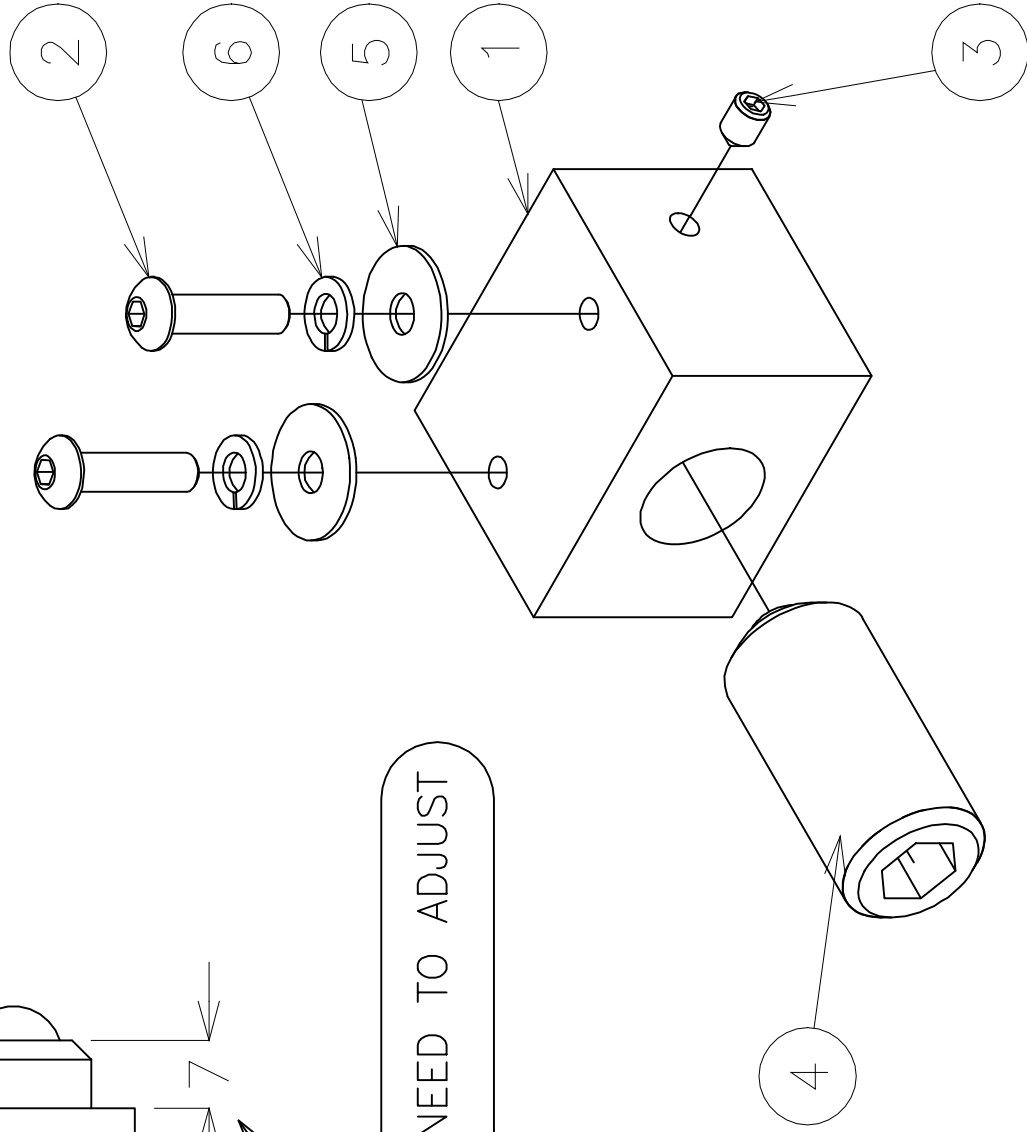
- 3
- 4
- 2
- 1

**FS7.0147B Group complete inside carter**

<b>Part no.</b>	<b>RIF</b>	<b>Description</b>	<b>Specification English</b>	<b>Q.ty</b>	<b>Maintenance</b>
FS7.1295B	1	Carter	CARTER BLUE RAL 5010	1	
N1.1232	2	Screw	BUTTON HEAD SCREW ISO 7380 - M4 x 16	7	
N1.5956	3	Rivet	RIVET HEXAGON HEAD M4	7	
N1.6219	4	Washer	SPRING LOCK WASHER DIN 127 -B- M4	7	



MAYBE NEED TO ADJUST



FS7.0154.V01

*FROMM*

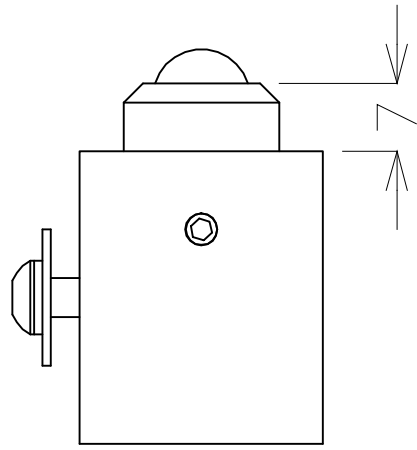
www.fromm-stretch.com

© 2014 Fromm

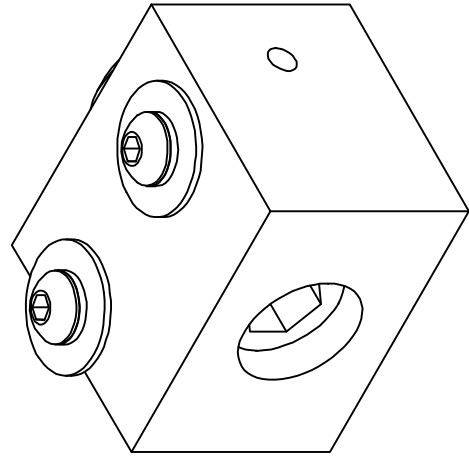
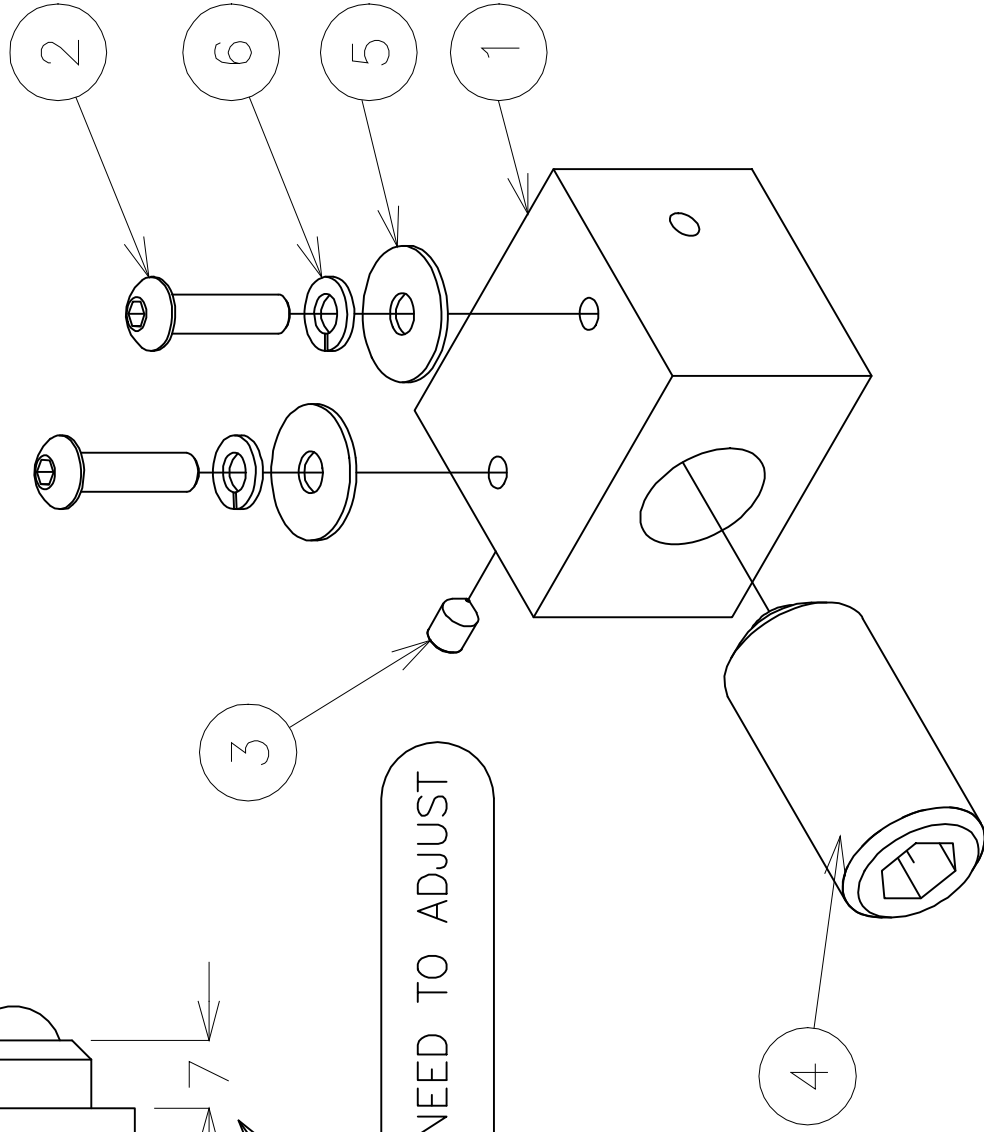
© 2014 Fromm

**FS7.0154 Group wheat bolt**

<b>Part no.</b>	<b>RIF</b>	<b>Description</b>	<b>Specification English</b>	<b>Q.ty</b>	<b>Maintenance</b>
FS7.1305	1	Block	BLOCK	1	
N1.1232	2	Screw	BUTTON HEAD SCREW ISO 7380 - M4 x 16	2	
N1.3203	3	Bolt	BOLT M4X8 DIN 914 BLACK	1	
N1.4806	4	Bolt	BOLT WHEAT M16	1	
N1.6160	5	Washer	PLAIN WASHER M4 4,3X14X0,8 DIN 125A GALVANIZED	2	
N1.6219	6	Washer	SPRING LOCK WASHER DIN 127 -B- M4	2	

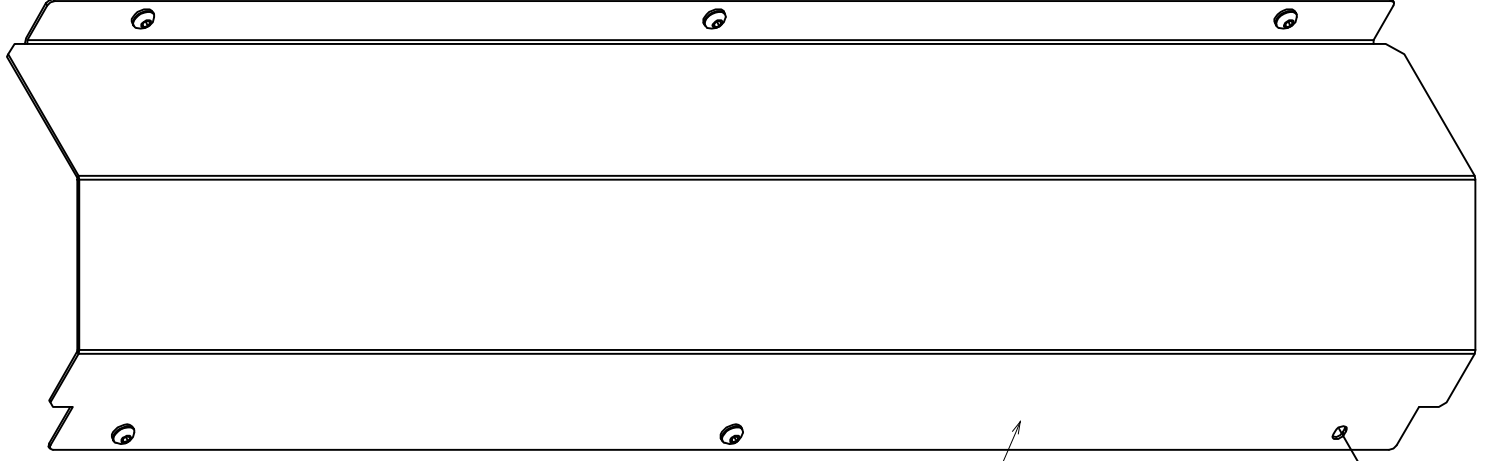


MAYBE NEED TO ADJUST



**FS7.0155 Group wheat bolt**

<b>Part no.</b>	<b>RIF</b>	<b>Description</b>	<b>Specification English</b>	<b>Q.ty</b>	<b>Maintenance</b>
FS7.1305	1	Block	BLOCK	1	
N1.1232	2	Screw	BUTTON HEAD SCREW ISO 7380 - M4 x 16	2	
N1.3203	3	Bolt	BOLT M4X8 DIN 914 BLACK	1	
N1.4806	4	Bolt	BOLT WHEAT M16	1	
N1.6160	5	Washer	PLAIN WASHER M4 4,3X14X0,8 DIN 125A GALVANIZED	2	
N1.6219	6	Washer	SPRING LOCK WASHER DIN 127 -B- M4	2	



1

3

2

FS7.0156.V01

*FROMM*

www.fromm-stretch.com

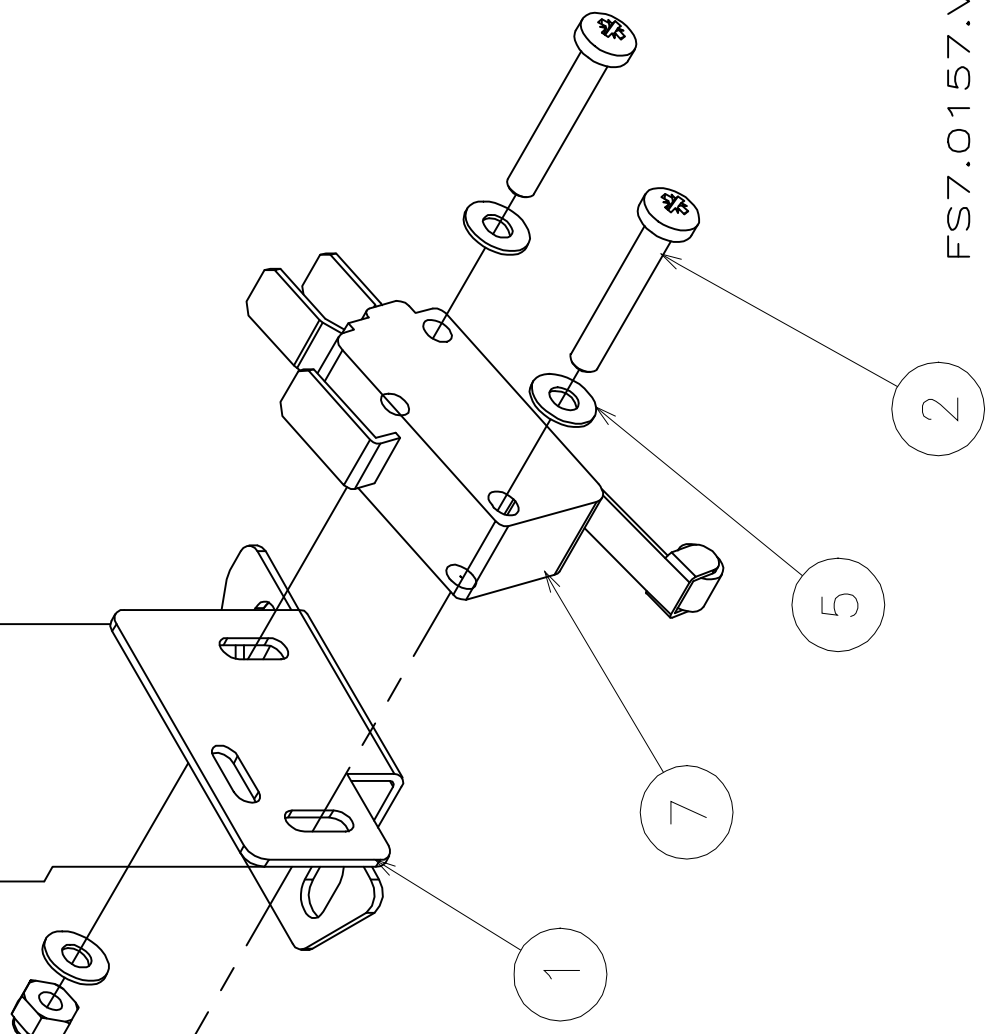
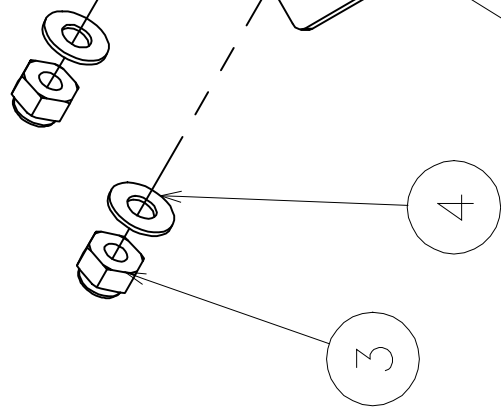
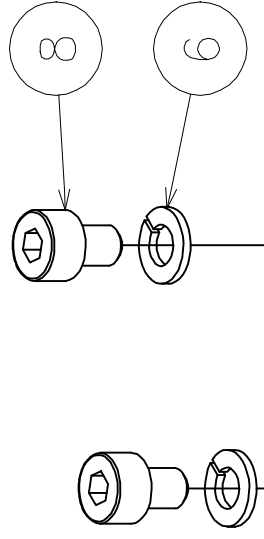
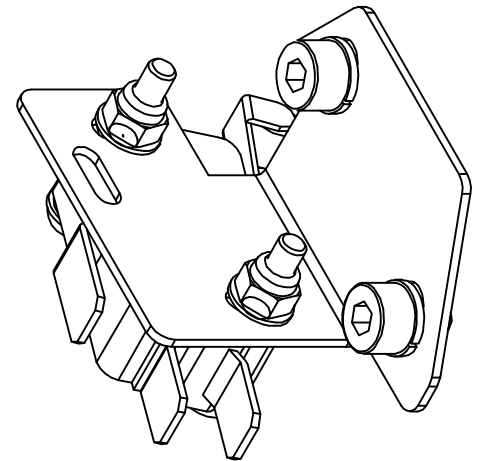
© 2014 FROMM

© 2014 FROMM



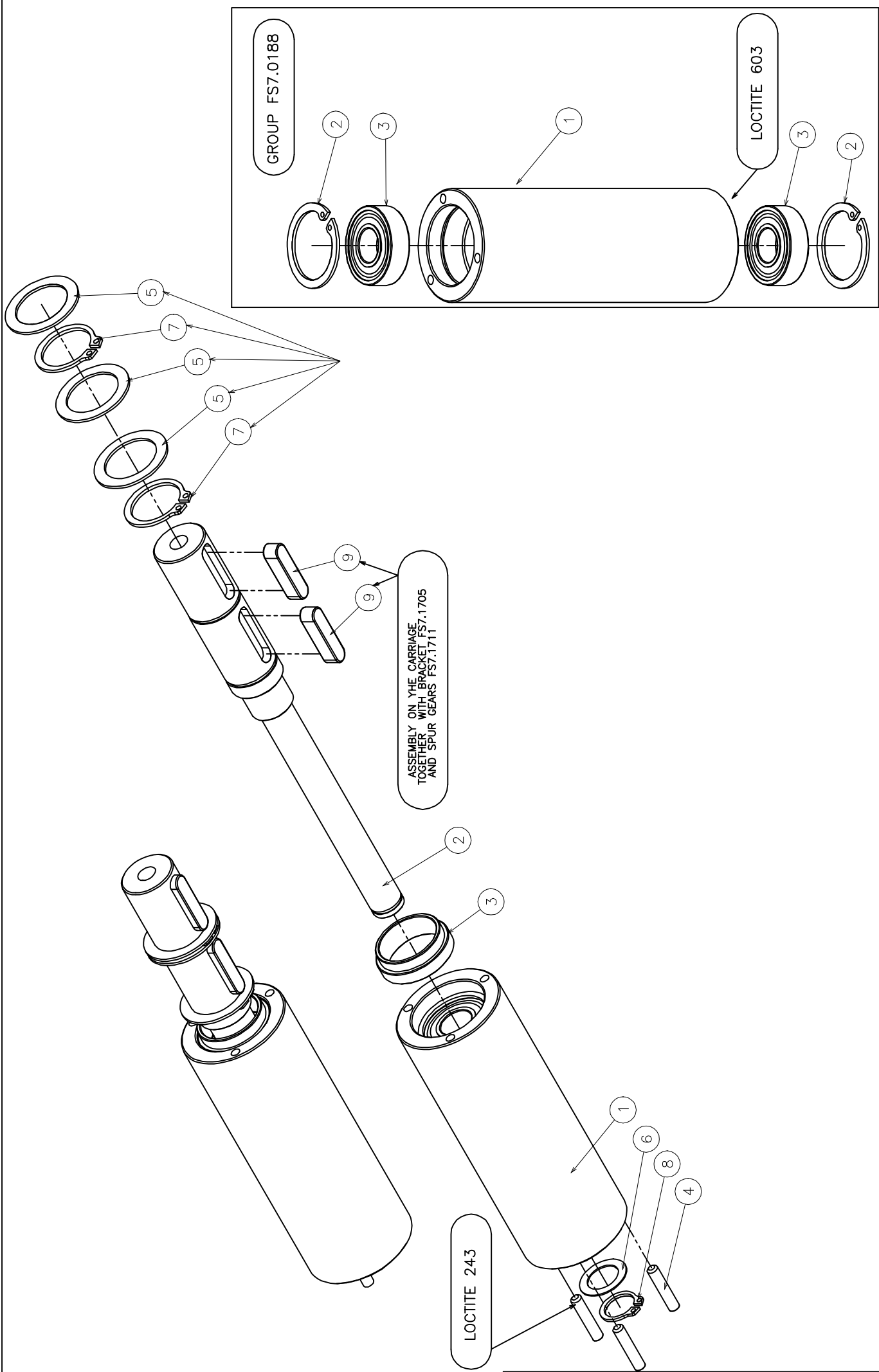
**FS7.0156G Group complete lateral carter**

<b>Part no.</b>	<b>RIF</b>	<b>Description</b>	<b>Specification English</b>	<b>Q.ty</b>	<b>Maintenance</b>
FS7.1253G	1	Carter	CARTER YELLOW RAL 1021	1	
N1.1213	2	Screw	BUTTON HEAD SCREW ISO 7380 - M4 x 8 ZINCED	6	
N1.6219	3	Washer	SPRING LOCK WASHER DIN 127 -B- M4	6	



**FS7.0157 Group micro door**

<b>Part no.</b>	<b>RIF</b>	<b>Description</b>	<b>Specification English</b>	<b>Q.ty</b>	<b>Maintenance</b>
FS7.1250Z	1	Bracket	BRACKET ZINCED	1	
N1.1916	2	Screw	PHILIPS HEAD SCREW M3x20 DIN 7985 ZINCED	2	
N1.5313	3	Nut	PREV. HEXAGON TORQUE M3 DIN 985 SHORT GALVA.	2	
N1.6154	4	Washer	PLAIN WASHER M3 3,2X9X0,8 DIN 9021 GALVANIZED	2	
N1.6190	5	Washer	WASHER M3 DIN125 Di=3,2 De=7 sp=0,5	2	
N1.6219	6	Washer	SPRING LOCK WASHER M4 DIN 127 -B- ZINCED	2	
N5.2375	7	Micro	LIMIT SWITCH OMRON	1	<b>C-E</b>
N11.1114	8	Screw	CYLINDRICAL HEAD SCREW CL.8.8 DIN 912 M4x6 GAL.	2	



FS7.0189/FS7.0188.V01

*FROMM*

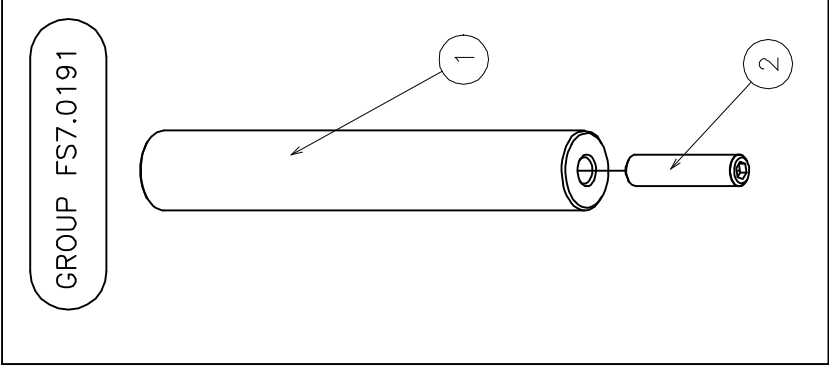
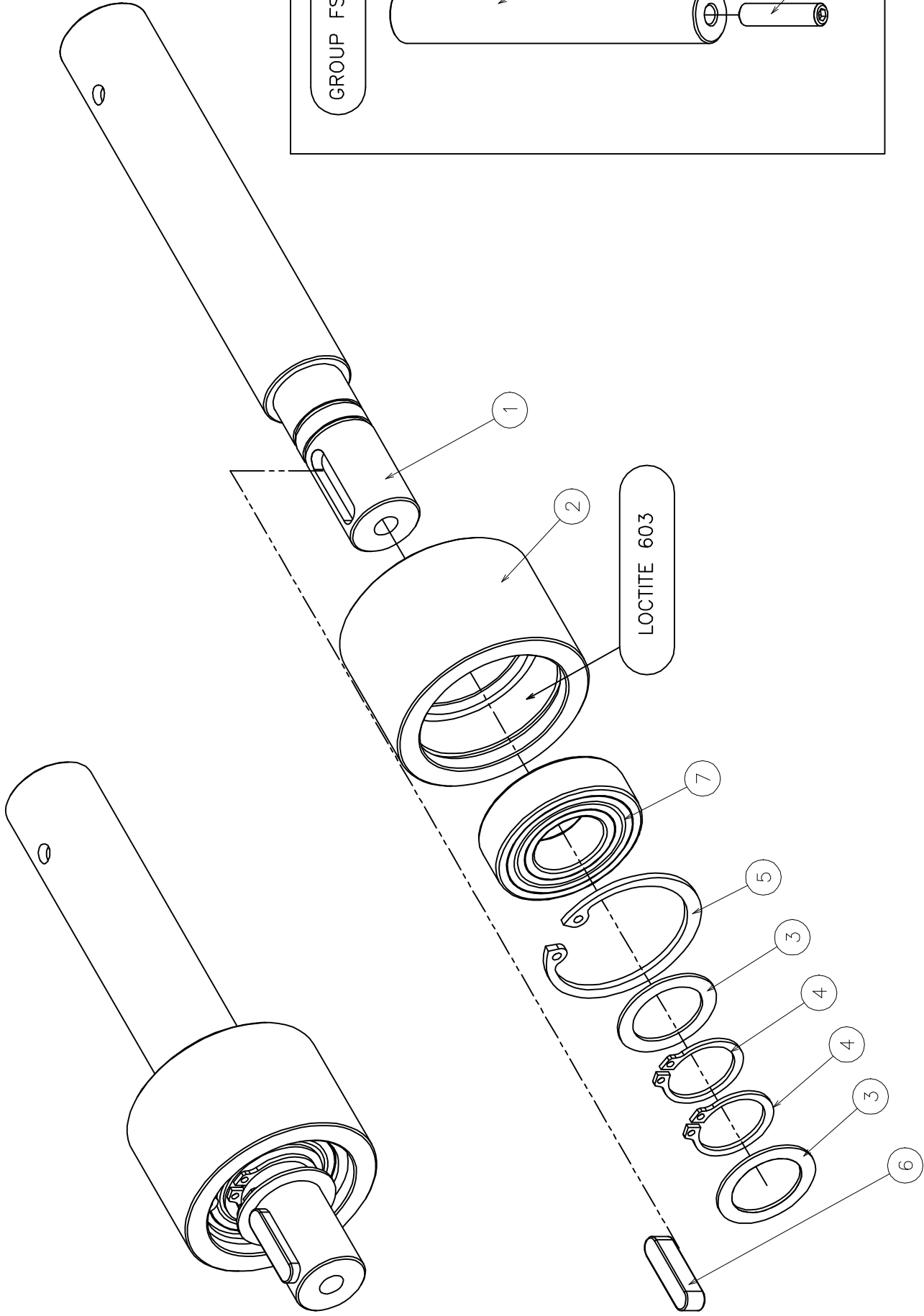
www.fromm-stretch.com

Technical Drawing

Scale 1:1

**FS7.0189 Group reverse moto**

Part no.	RIF	Description	Specification English	Q.ty	Maintenance
FS7.1708	2	Shaft	SHAFT	1	
FS7.1709	3	Ring	RING	1	
N1.3158	4	Bolt	BOLT M4x20 UNI 5923	3	
N1.6321	5	Washer	WASHER TYPE "PS" DIN 988 20X28X1	3	
N1.6383	6	Washer	WASHER DIN 988 12x18x0.5	1	
N2.1108	7	Washer	ELASTIC RING FOR SHAFT D.20 TYPE A DIN 471	2	
N2.1109	8	Washer	ELASTIC RING FOR SHAFT D.12 TYPE A DIN 471	1	
N2.3307	9	Key	KEY 6X6X25 DIN 6885A	2	
<b>FS7.0188</b>	<b>1</b>	<b>Group</b>	<b>GROUP FLANGE REVERSE MOTO</b>	<b>1</b>	<b>E</b>
FS7.1707	1	Flange	FLANGE	1	
N2.1204	2	Seeger	SEEGER TYPE DIN 472 D.28	2	
M3.1106	3	Ball bearing	BALLBEARING 12 x 28 x 8 6001.2RS	2	



GROUP FS7.0191

FS7.0192/FS7.0191.V01

FROMM

www.fromm-stretch.com

www.fromm-stretch.com

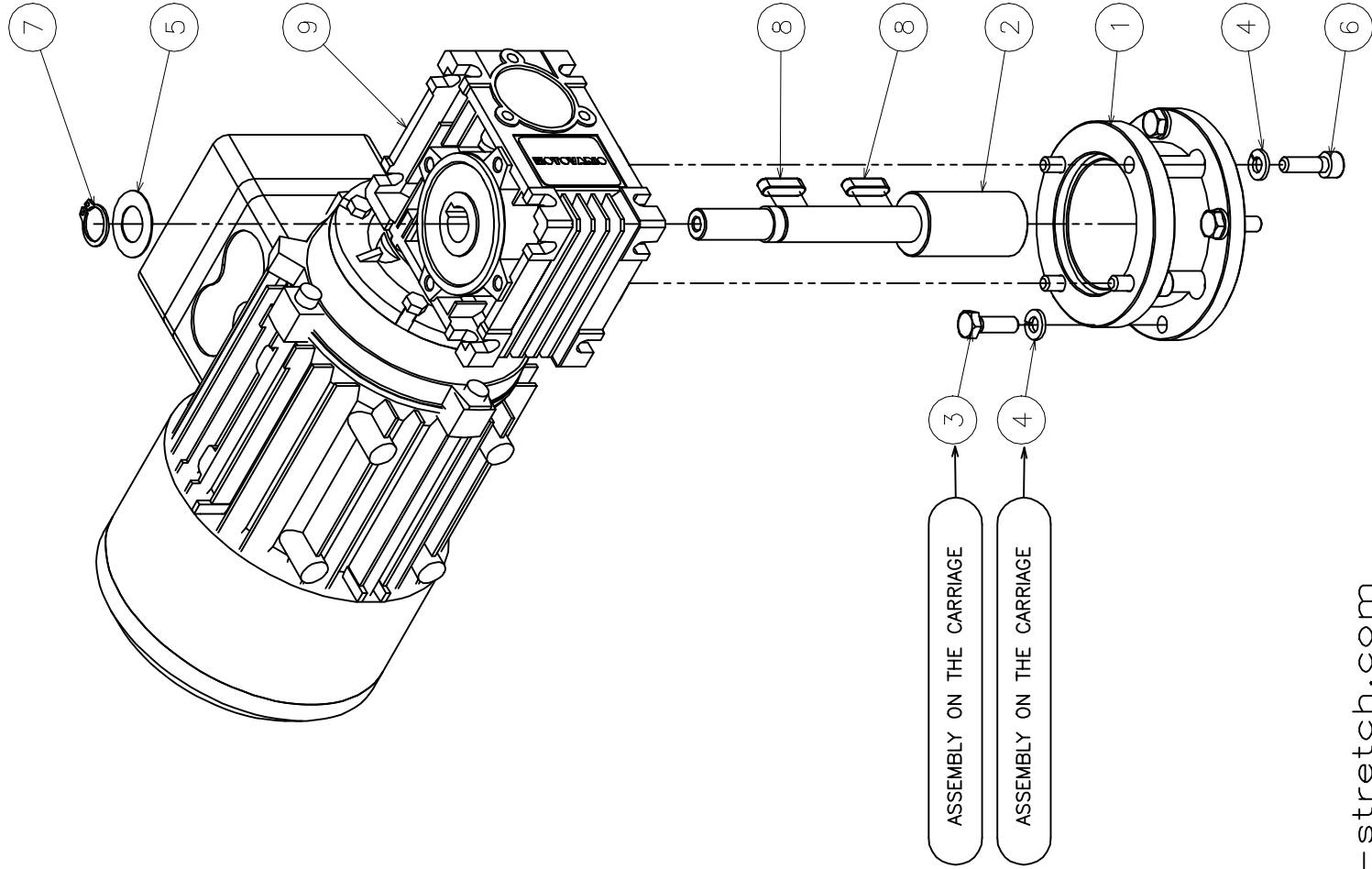
www.fromm-stretch.com

**FS7.0192 Group flange slow roller**

<b>Part no.</b>	<b>RIF</b>	<b>Description</b>	<b>Specification English</b>	<b>Q.ty</b>	<b>Maintenance</b>
FS7.1706	1	Shaft	SHAFT	1	
FS7.1712	2	Flange	FLANGE	1	
N1.6321	3	Washer	WASHER TYPE "PS" DIN 988 20X28X1	2	
N2.1108	4	Seeger	SEEGER FOR SHAFT D.20 TIPO A DIN 471	2	
N2.1222	5	Seeger	ELASTIC RING DIN 472 D.42	1	
N2.3307	6	Key	KEY 6X6X25 DIN 6885A	1	
N3.1151	7	Ball bearing	BALL BEARING 20x42x12 6004.2RS	1	

**FS7.0191 Group distance piece**

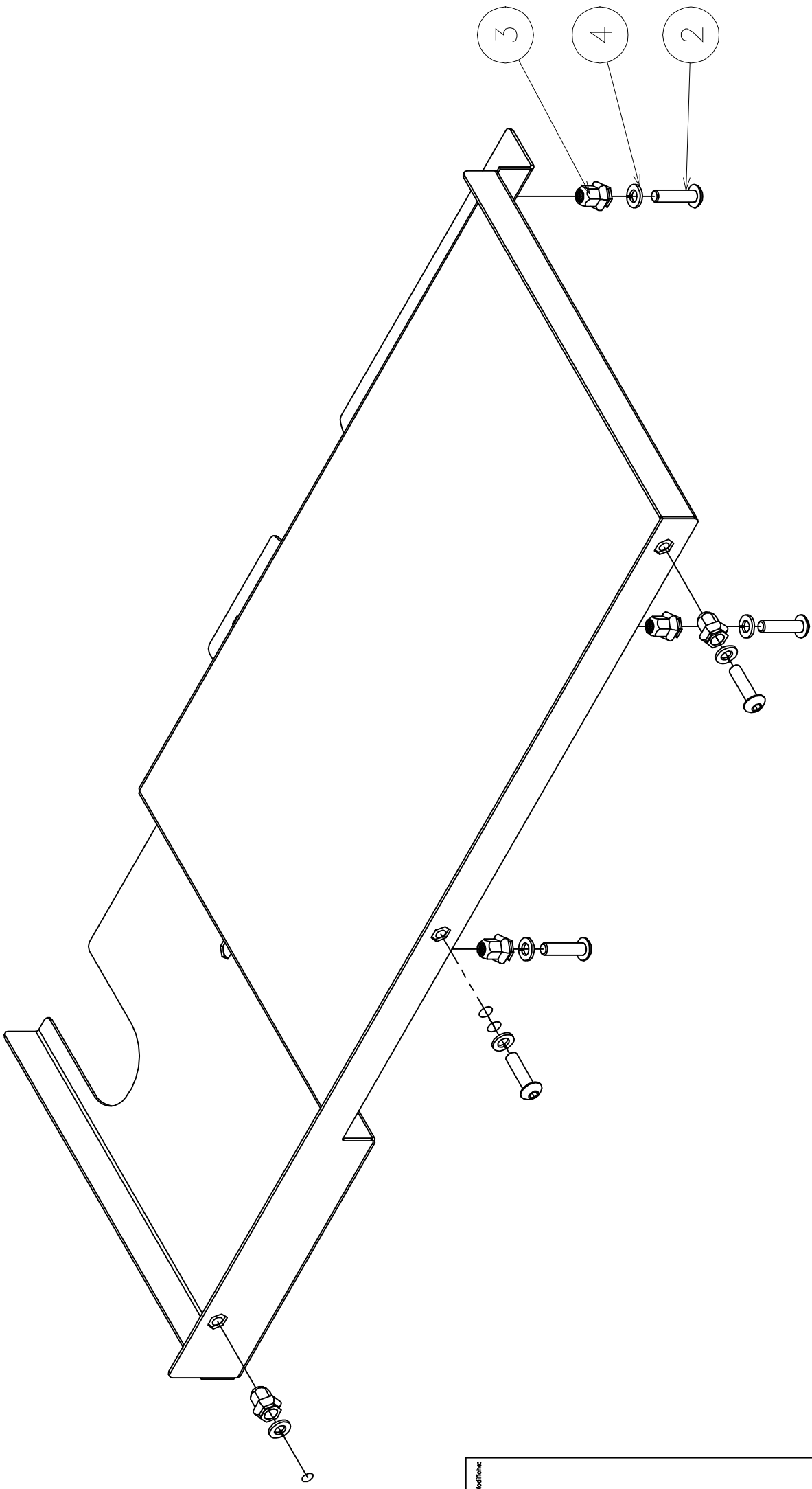
<b>Part no.</b>	<b>RIF</b>	<b>Description</b>	<b>Specification English</b>	<b>Q.ty</b>	<b>Maintenance</b>
FS7.1163	1	Dist. piece	DISTNACE PIECE	1	
N1.3138	2	Bolt	BOLT DIN 913 M6X25	2	





**FS7.0193 Group motorgear output film**

Part no.	RIF	Description	Specification English	Q.ty	Maintenance
FS7.1109	1	Flange	FLANGE	1	
FS7.1716	2	Shaft	SHAFT	1	
N1.1565	3	Screw	HEXAGON HEAD SCREW DIN 933 - M6 x 20	4	
N1.6204	4	Washer	SPRING LOCK WASHER DIN 127 -B- M6 GALVANIZED	8	
N1.6310	5	Washer	WASHER DIAM. 14 X 26 X 0,5	1	
N11.1143	6	Screw	CYLINDRICAL HEAD SCREW CL.8.8 DIN 912 M6x20 GAL.	4	
N2.1117	7	Seeger	SEEGER FOR SHAFT D.14 TYPOEA DIN471	1	
N2.3305	8	Key	KEY 5X5X20 DIN 6885	2	
N51.1138	9	Motor+gear	GEARBOX WITH MOTOR	1	
N51.1147	10	Motor	MOTOR 0.37KW	1	<b>B-C-E</b>
N4.7666	11	Gear	GEAR SIZE 30 - RATIO 1/7,5	1	<b>B-C-D</b>



FS7.0194.V01

*FROMM*

www.fromm-stretch.com

Modifizierte

© 2014 Fromm

**FS7.0194 Group lower carter**

<b>Part no.</b>	<b>RIF</b>	<b>Description</b>	<b>Specification English</b>	<b>Q.ty</b>	<b>Maintenance</b>
FS7.1722G	1	Carter	CARTER YELLOW RAL 1021	1	
N1.1232	2	Screw	BUTTON HEAD SCREW ISO 7380 M4x16 ZINCED	6	
N1.5956	3	Rivet	SEMI-HEXAGONAL RIVET HEAD M4 OPEN	6	
N1.6219	4	Washer	SPRING LOCK WASHER DIN 127 -B- M4 GALVANIZED	6	